

International Economic Trends: Jobs and Inflation 2007-2011

Conducted Via
The American Consumer Opinion[®] Panel



[Table of Contents]

	<u>Page</u>
<u>Preface</u>	<u>4</u>
<u>Objectives</u>	<u>4</u>
<u>Methodology</u>	<u>5</u>
<u>Countries Included in Report</u>	<u>6</u>
<u>About Decision Analyst</u>	<u>7</u>
<u>Intellectual Property</u>	<u>8</u>
<u>Economic Index for All Countries</u>	<u>9</u>
<u>Economic Index—Then and Now</u>	<u>10</u>
<u>Economic Index—How It Has Changed</u>	<u>11</u>
<u>Detailed Findings By Country</u>	<u>12</u>
<u>Contact Decision Analyst</u>	<u>88</u>

[Table of Contents]

Detailed Findings by Country

	<u>Page</u>
 United States	13
 Argentina	18
 Australia	23
 Brazil	28
 Canada	33
 Chile	38
 China	43
 Colombia	48
 France	53
 Germany	58
 India	63
 Italy	68
 Mexico	73
 Spain	78
 United Kingdom	83

Objectives

The primary objective of this report is to present a high-level overview of important trends in the world economy, as seen through the eyes of ordinary men and women. This report will provide some perspective on the economies of the various countries and what the future may portend. The data came from Decision Analyst's Economic Index Survey from 2007 through the end of 2011.

Graphs included in this report for each country are:

- Decision Analyst Economic Index
- Inflation Perceptions
- Percentage Employed
- Job Availability

The Decision Analyst Economic Index Survey is conducted monthly via the Internet among several thousand households balanced by gender, age, and geography. The respondents are from Decision Analyst's proprietary American Consumer Opinion® panel, one of the world's largest online panels with eight million members worldwide. The monthly data is aggregated and reported by quarter in this report, except for the Economic Index, which is reported monthly. The margin of error is less than three percentage points, plus or minus, at a 95% confidence level for most of the percentages.

Economic Index Background

The survey results are the inputs to an econometric model that produces the Economic Index. The Economic Index tends to be a leading indicator for the general economic activity by six to 12 months in each country surveyed, as seen through the eyes of representative consumers living in the respective countries.

Whenever the Decision Analyst Economic Index is greater than 110, it tends to signal an expanding economy. An Index value of 90 to 110 suggests a no-growth or slow-growth economy, and near or below 90 generally indicates economic contraction. These guidelines vary by country, however.

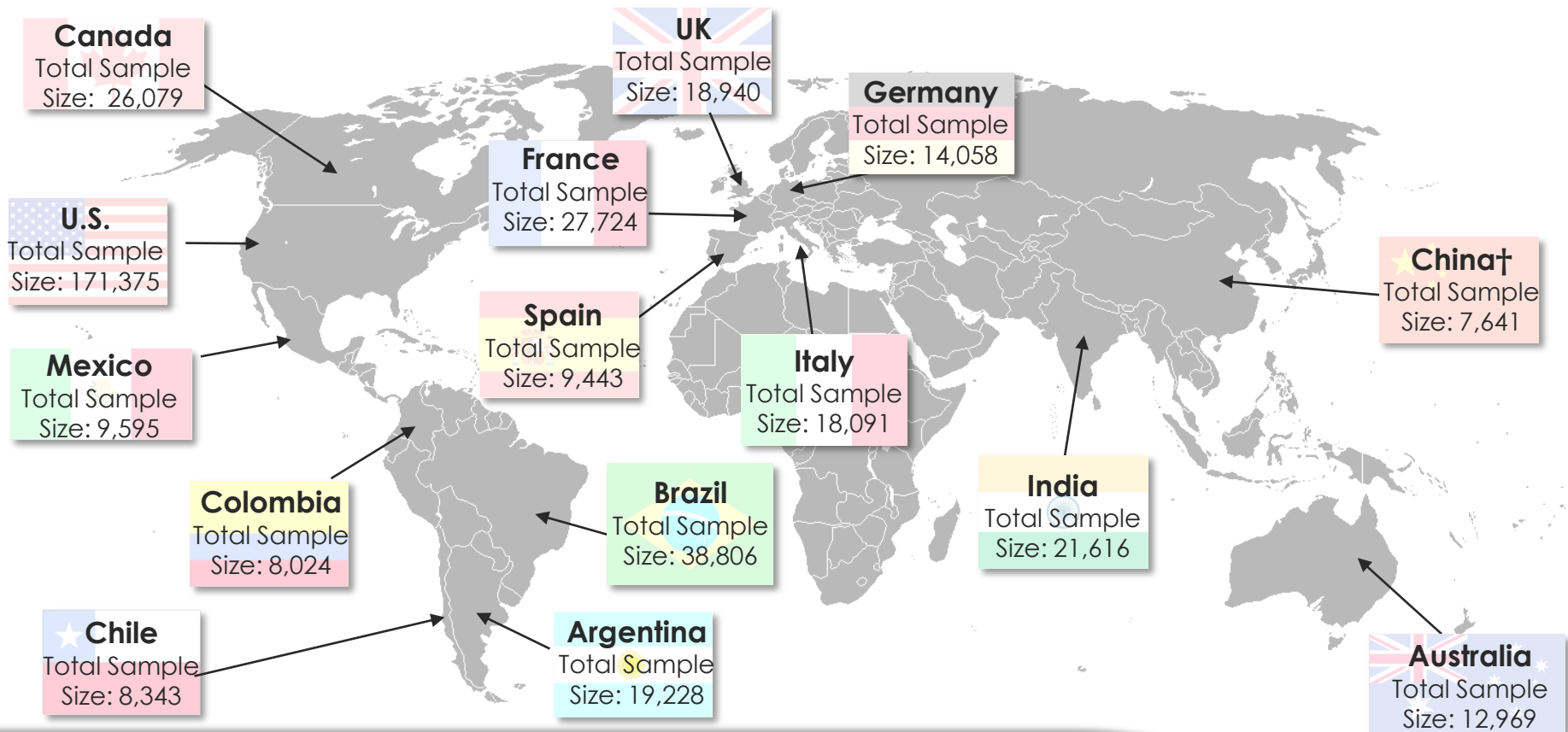
****Three-Month Moving Average***

The Index numbers for Argentina, Australia, Chile, China, Colombia, Germany, Mexico, and Spain are a three-month moving average to smooth out month-to-month fluctuations. The reported Index number averages the current month with the two previous months.

[Countries Included in Report]

The survey is conducted during the last 10 days of each month in the countries shown below. The data in this report starts from January 2007 and runs through December 2011, except for China, where data collection began in October 2007.

.....



[About Decision Analyst]

Decision Analyst is a global marketing research and analytical consulting firm, serving a number of major corporations, advertising agencies, and consulting firms. The name, Decision Analyst, reflects the company's decision-oriented, analytical corporate philosophy.

The firm conducts multinational studies on an array of topics, spanning industries from packaged goods to high technology. The firm places great value on hard work, meeting deadlines, and staying within budgets. The focus of Decision Analyst's efforts is decision-oriented marketing research and analytical consulting. Research must lead to decisions, to actions. The education and training of our staff reinforce this decision-analytical emphasis. Decision Analyst seeks the synergy inherent in combining qualitative research, quantitative research, secondary data, and advanced analytics (marketing science and operations research techniques), as required by the objectives of each research project.

Decision Analyst is a corporation chartered in the state of Texas in 1978; it is totally owned by its employees. Decision Analyst is an active member of the Council of American Survey Research Organizations (CASRO) and subscribes fully to the Code of Standards and Ethics for Survey Research specified by CASRO. Also, Decision Analyst subscribes to and supports the ethics and quality standards set forth by the Advertising Research Foundation, the American Marketing Association, the Marketing Research Association, the Marketing Science Institute, INFORMS (Institute of Operations Research and Management Science), and ESOMAR (The World Association of Opinion and Marketing Research Professionals).

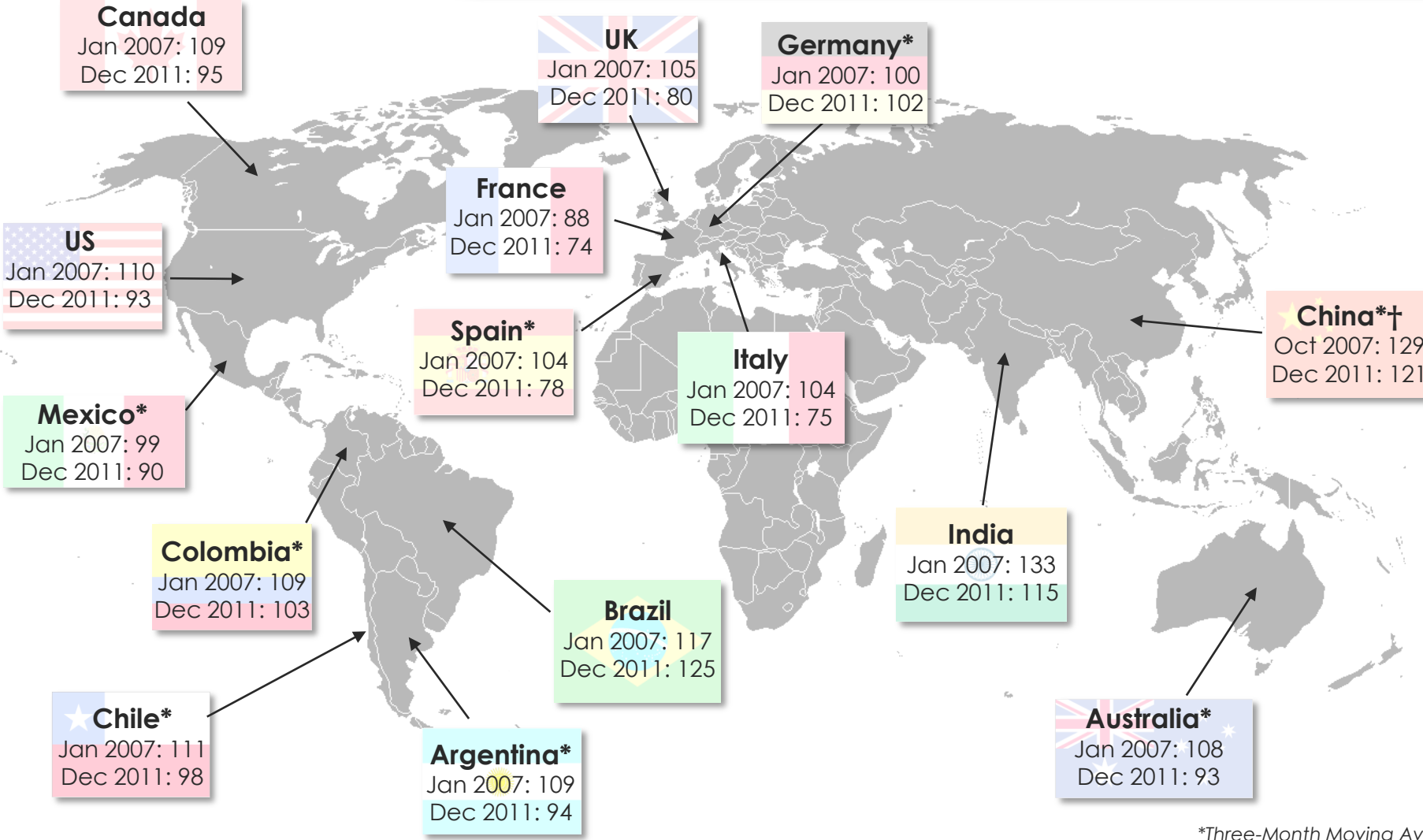
[Intellectual Property]

Decision Analyst is the sole owner of these survey results. Decision Analyst grants its clients the right to review and use these results in their businesses. However, these results cannot be published, released to the media, or posted on any website without written permission from Decision Analyst.

[Economic Index for All Countries]



[Economic Index— Then and Now]

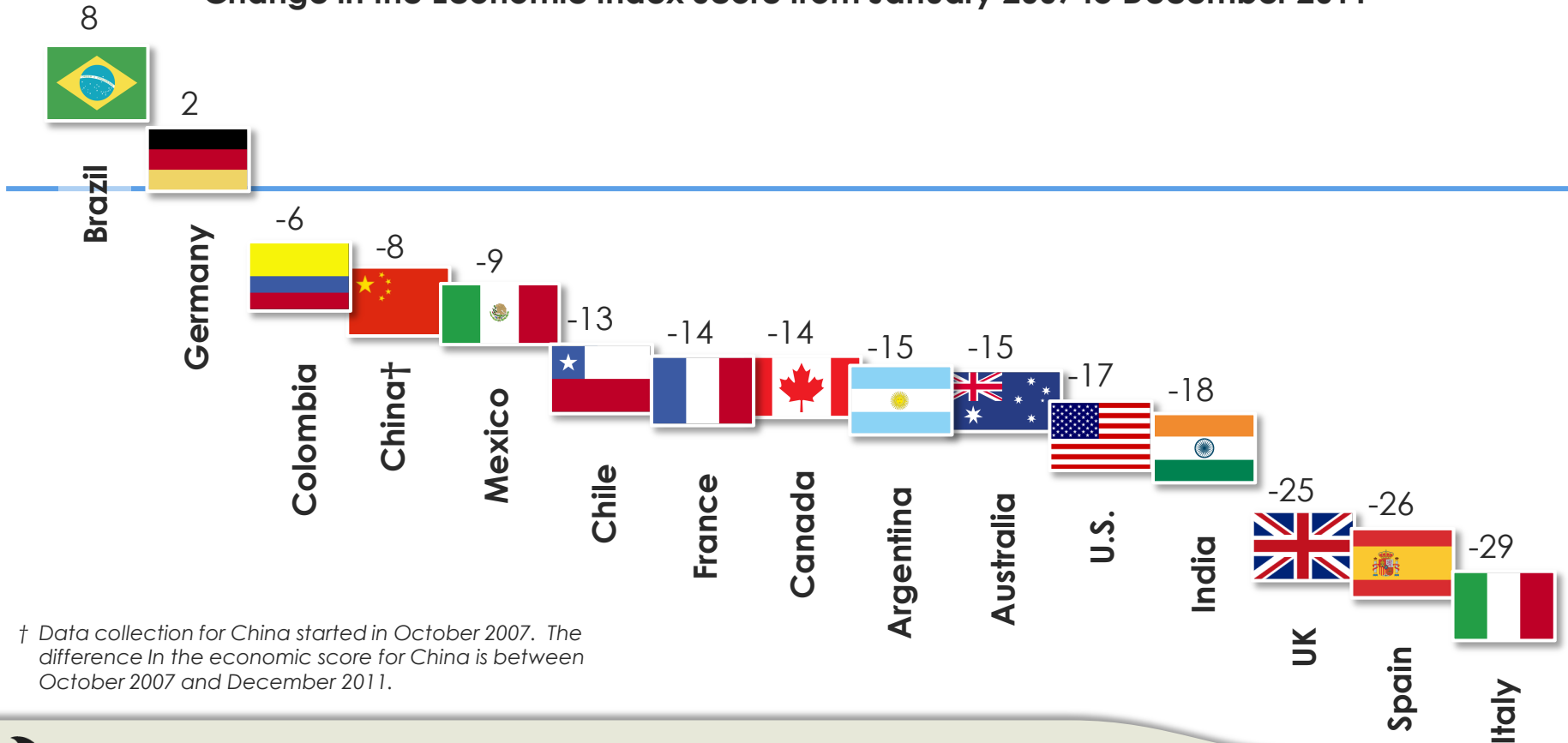


*Three-Month Moving Average
†Data Collection for China Started in October 2007

[Economic Index— How It Has Changed]

The global economic slowdown has taken its toll on most of the countries surveyed, as most have seen economic declines from January 2007 to December 2011. Only Brazil and Germany have seen increases in their Economic Index Scores.

Change in the Economic Index Score from January 2007 to December 2011



† Data collection for China started in October 2007. The difference in the economic score for China is between October 2007 and December 2011.

[Detailed Findings by Country]



[United States]





[Economic Index—United States]

The ending of 2007 was the official start of the Great Recession. The Index for the past 12 months indicates an anemic economy. The trend of the U.S. Index is suggesting a very slowly expanding economy for 2012.

Decision Analyst Economic Index United States

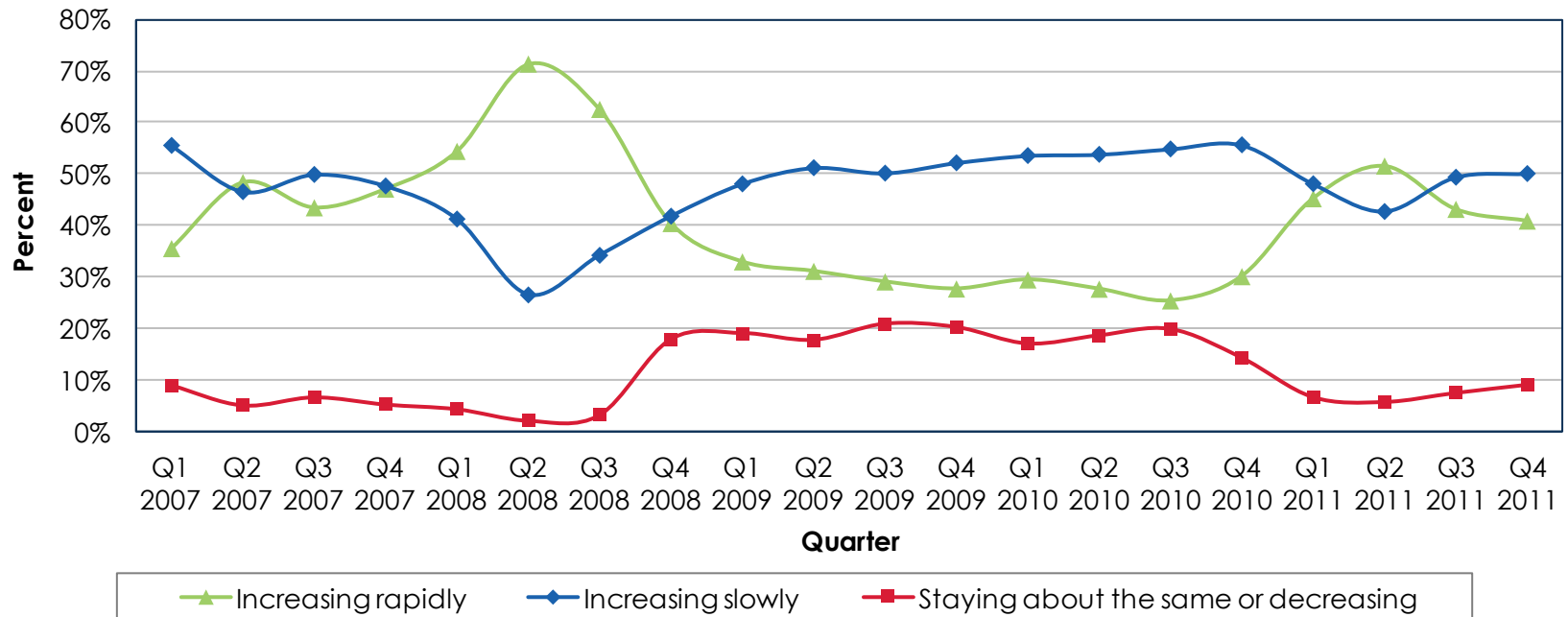




[Inflation Perceptions—United States]

Since the start of the Great Recession, U.S. adults have consistently believed that inflation is a persistent problem, spiking when gasoline prices peaked in 2008 and then again in the 4th quarter of 2010. Only within 4th quarter of 2011 has the perception of inflation improved.

Among Adults Aged 18+ United States



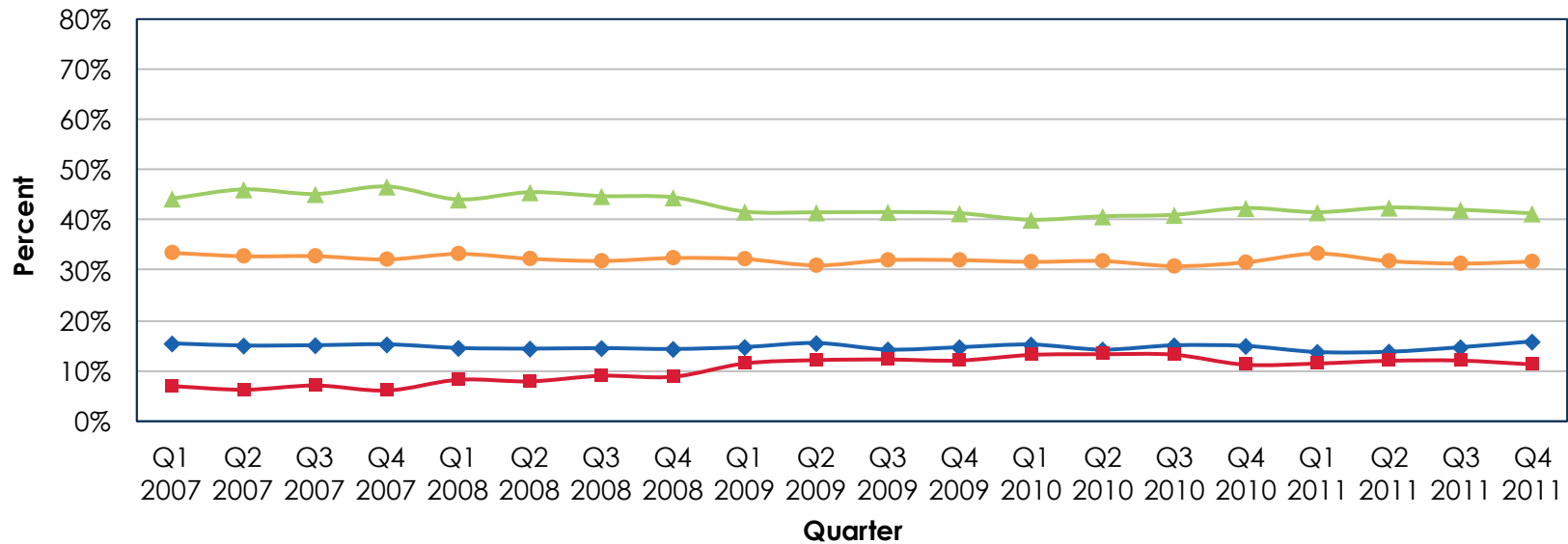
Question: In your opinion, are the prices you pay for goods and services...?
Base: Respondents in the United States from January 2007 through December 2011 (n = 171,375)



[Percentage Employed—United States]

The percentage of U.S. adults who report being “unemployed but looking for a job” has consistently trended upward over the past five years, while full-time employment (working 32 or more hours per week) has trended down.

Among Adults Aged 18+ United States



▲ Full-time
 ◆ Part-time
 ■ Unemployed but looking for a job
 ● Not employed outside the home

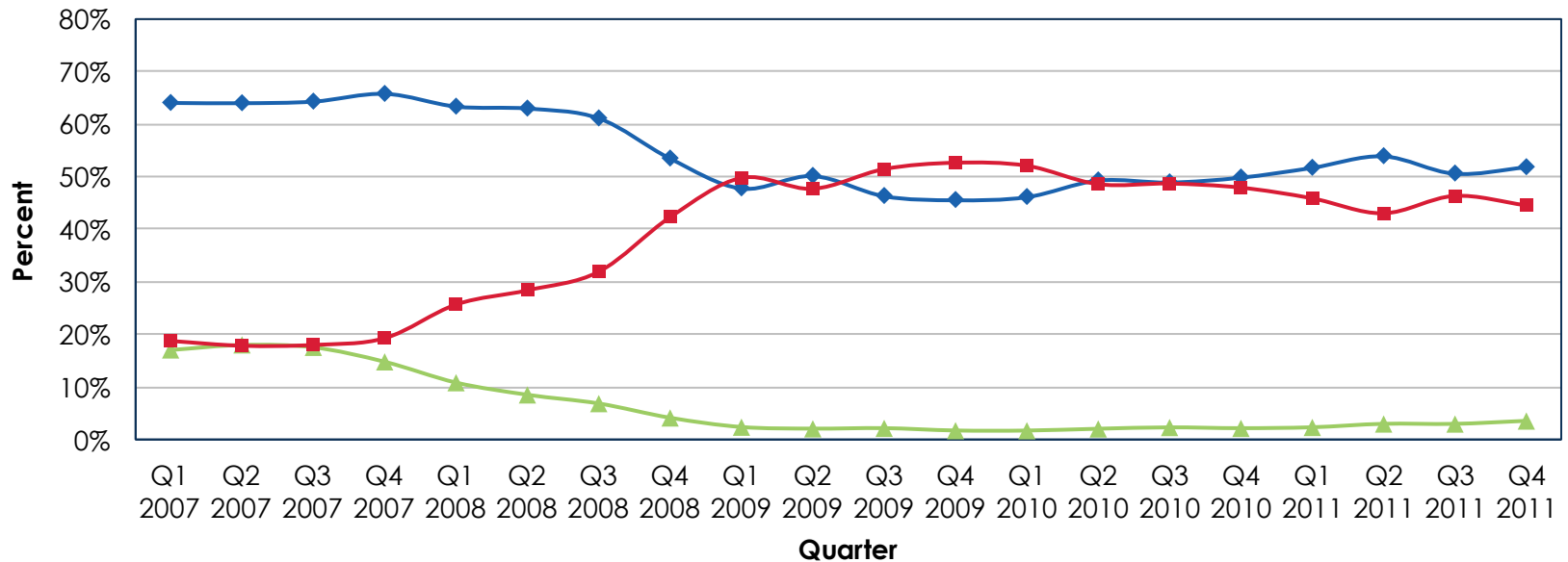
Question: Are you currently employed outside the home, or not?
 Base: Respondents in the United States from January 2007 through December 2011 (n = 171,375)



[Job Availability—United States]

The plight of the U.S. labor market is all too evident, with over 40% of U.S. adults reporting “jobs are scarce” for the past three years. While still high, recent trends show the percentage of U.S. adults reporting “jobs are scarce” is trending down. The decline is only marginal, but it is at least moving in the right direction.

Among Adults Aged 18+ United States



▲ Jobs are plentiful and easy to find ◆ Jobs are available, but you have to search for them ■ Jobs are scarce

Question: Currently, how plentiful are jobs in your area?
Base: Respondents in the United States from January 2007 through December 2011 (n = 171,375)

[Argentina]

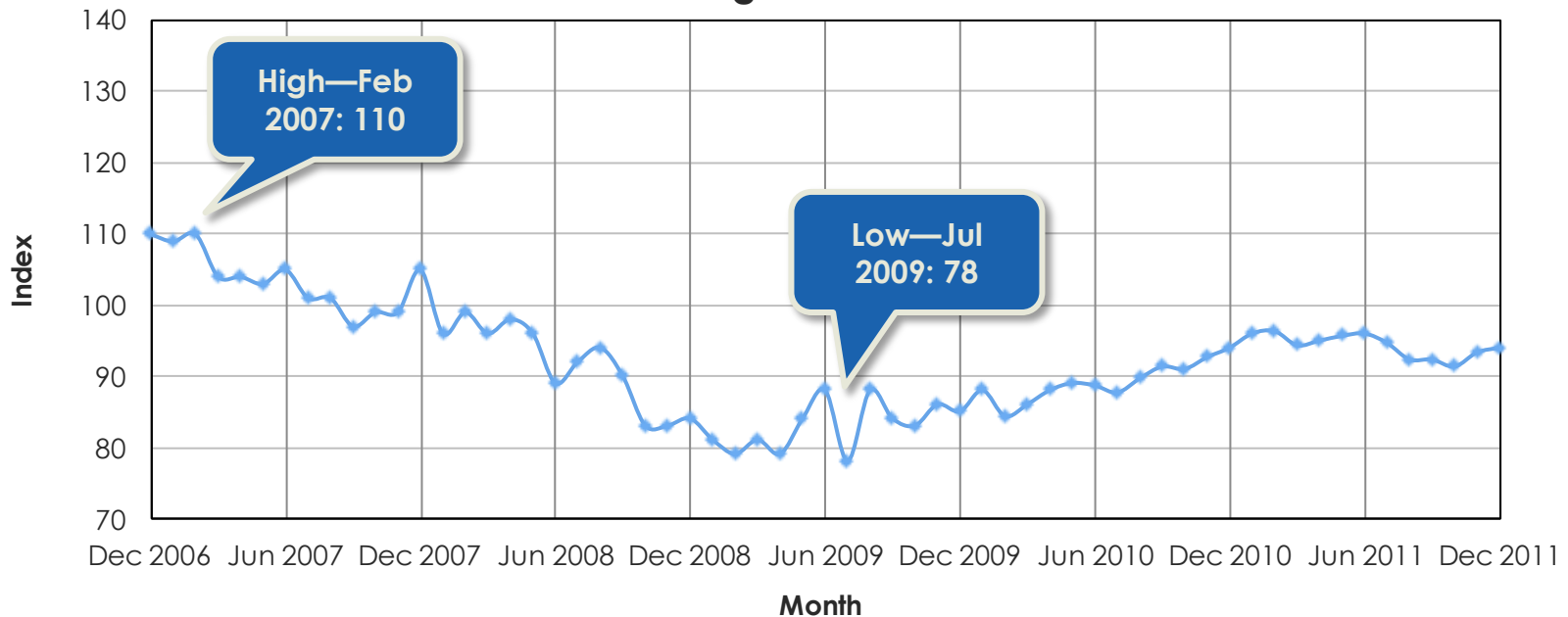




[Economic Index—Argentina]

The Economic Index for Argentina indicates a weakening economy over the past 12 months. However, Argentina has seen minor improvements to the Index for the last two months.

Decision Analyst Economic Index Argentina*



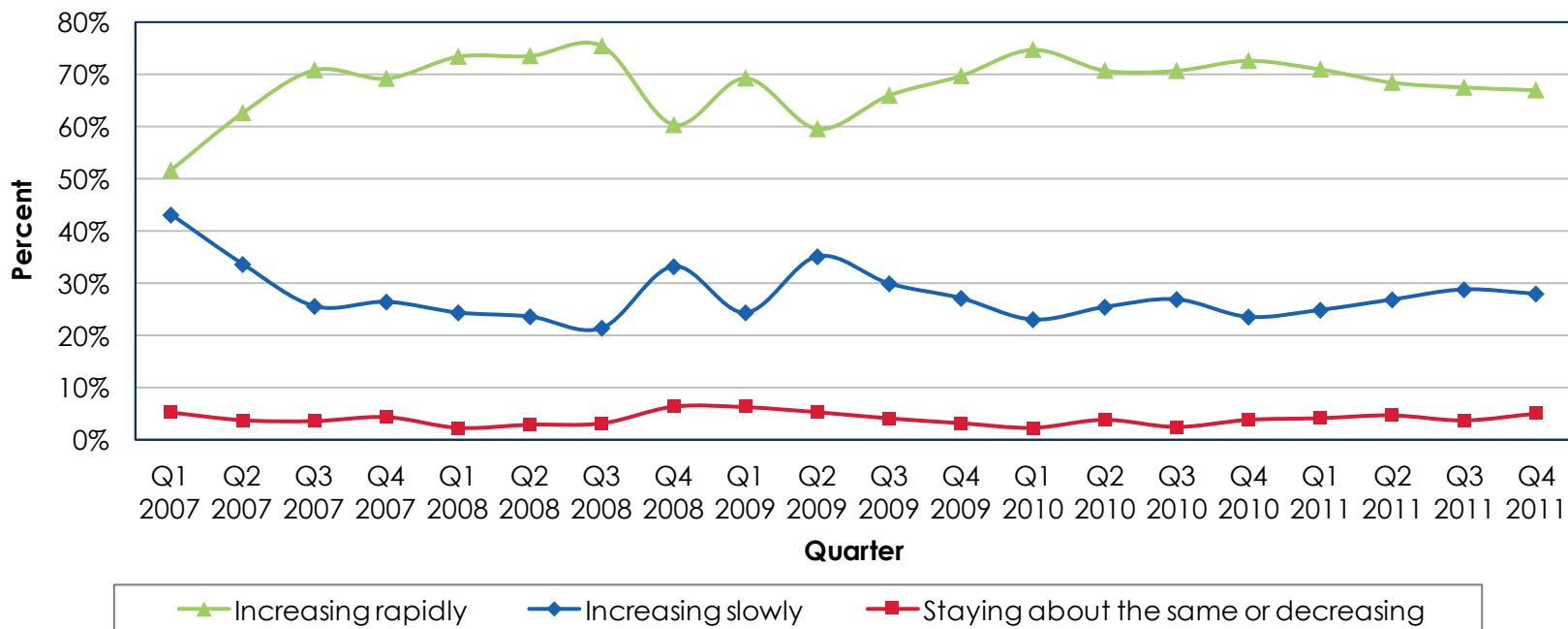
***Three-Month Moving Average** — The Index numbers for Argentina are a three-month moving average to smooth out month-to-month fluctuations. The reported Index number averages the current month with the two previous months.



[Inflation Perceptions—Argentina]

Over the past five years, Argentinean adults have consistently believed that inflation is “increasing rapidly.” Controlling inflation will be key to future economic progress.

Among Adults Aged 18+ Argentina



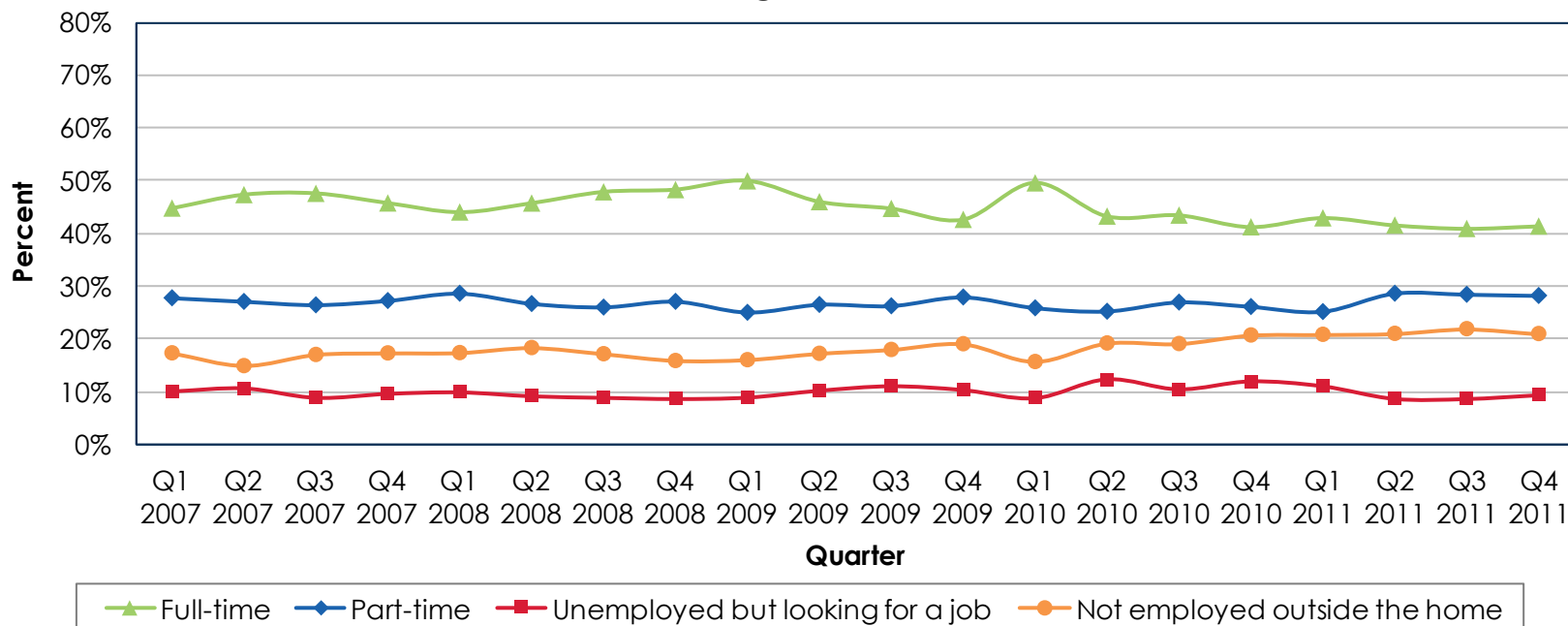
Question: In your opinion, are the prices you pay for goods and services...?
Base: Respondents in Argentina from January 2007 through December 2011 (n = 19,228)



[Percentage Employed—Argentina]

The percentage of adults employed “full-time” has trended down over the past three years. The percentage of adults “unemployed but looking for a job” in Argentina has remained relatively consistent. Even though the employment picture in Argentina looks to be relatively stable, this is likely a bias of the online sample. Those most likely to be unemployed are probably not on the Internet.

Among Adults Aged 18+ Argentina



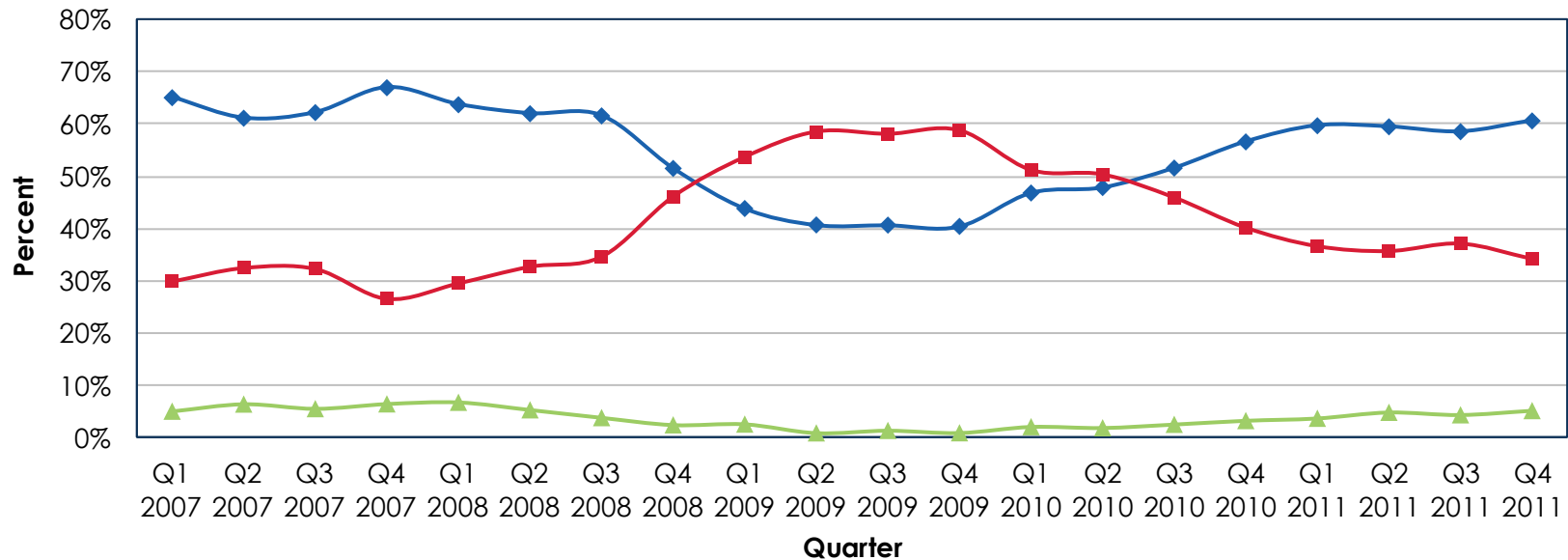
Question: Are you currently employed outside the home, or not?
Base: Respondents in Argentina from January 2007 through December 2011 (n = 19,228)



[Job Availability—Argentina]

The labor market in Argentina is improving. The percentage who say “jobs are scarce” has declined significantly over the past two years.

Among Adults Aged 18+ Argentina



▲ Jobs are plentiful and easy to find ◆ Jobs are available, but you have to search for them ■ Jobs are scarce

Question: Currently, how plentiful are jobs in your area?
Base: Respondents in Argentina from January 2007 through December 2011 (n = 19,228)

[Australia]

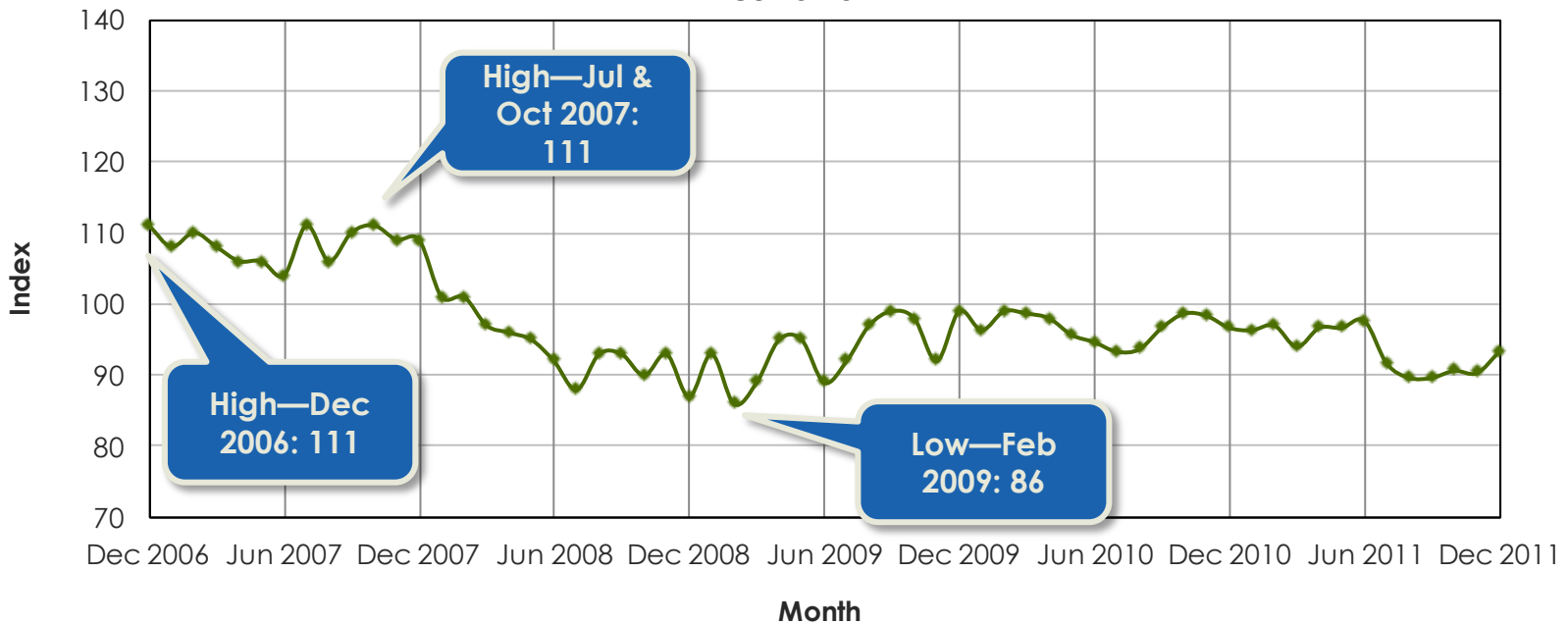




[Economic Index—Australia]

The Index for the past year indicates a waning economy in Australia. However, starting about September/October 2011, the downtrend began to level out. The trend of the Australian Index suggests an anemic economy for 2012.

Decision Analyst Economic Index Australia*



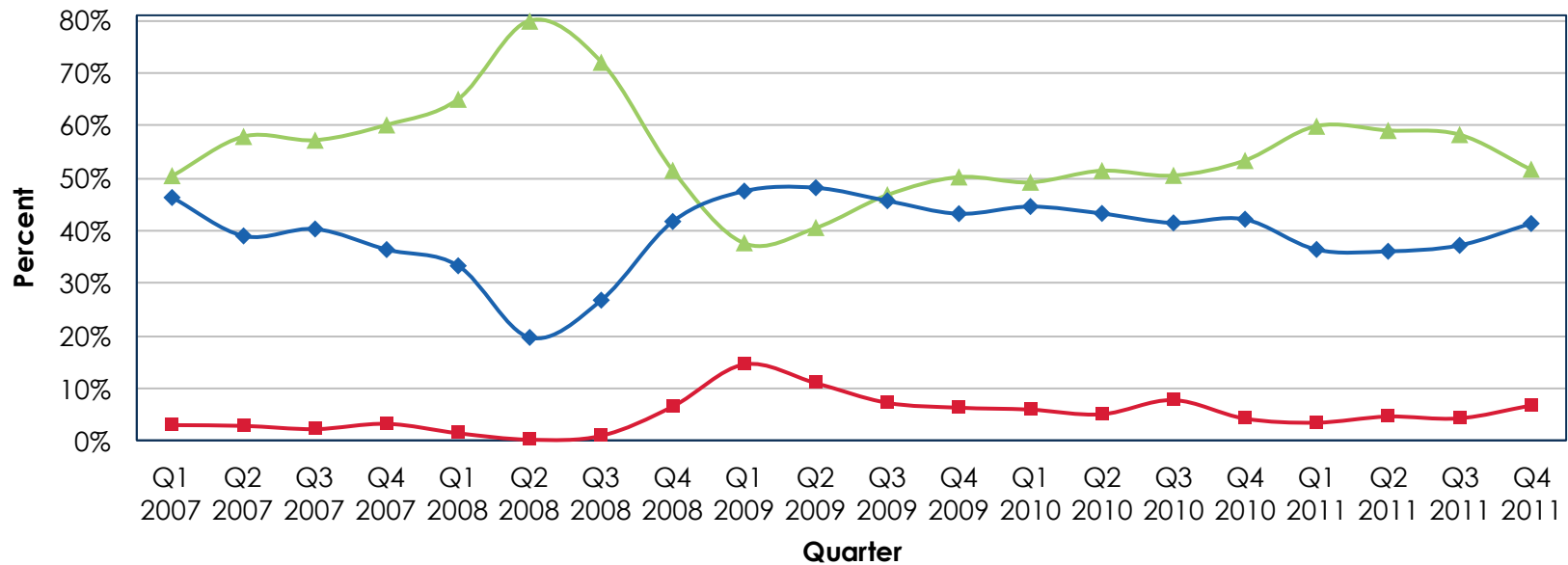
***Three-Month Moving Average** — The Index numbers for Australia are a three-month moving average to smooth out month-to-month fluctuations. The reported Index number averages the current month with the two previous months.



[Inflation Perceptions—Australia]

The percentage of Australian adults reporting that prices are “increasing rapidly” spiked when gasoline prices peaked in 2008. High inflation appears to be a persistent problem for Australia.

Among Adults Aged 18+
Australia



▲ Increasing rapidly
 ◆ Increasing slowly
 ■ Staying about the same or decreasing

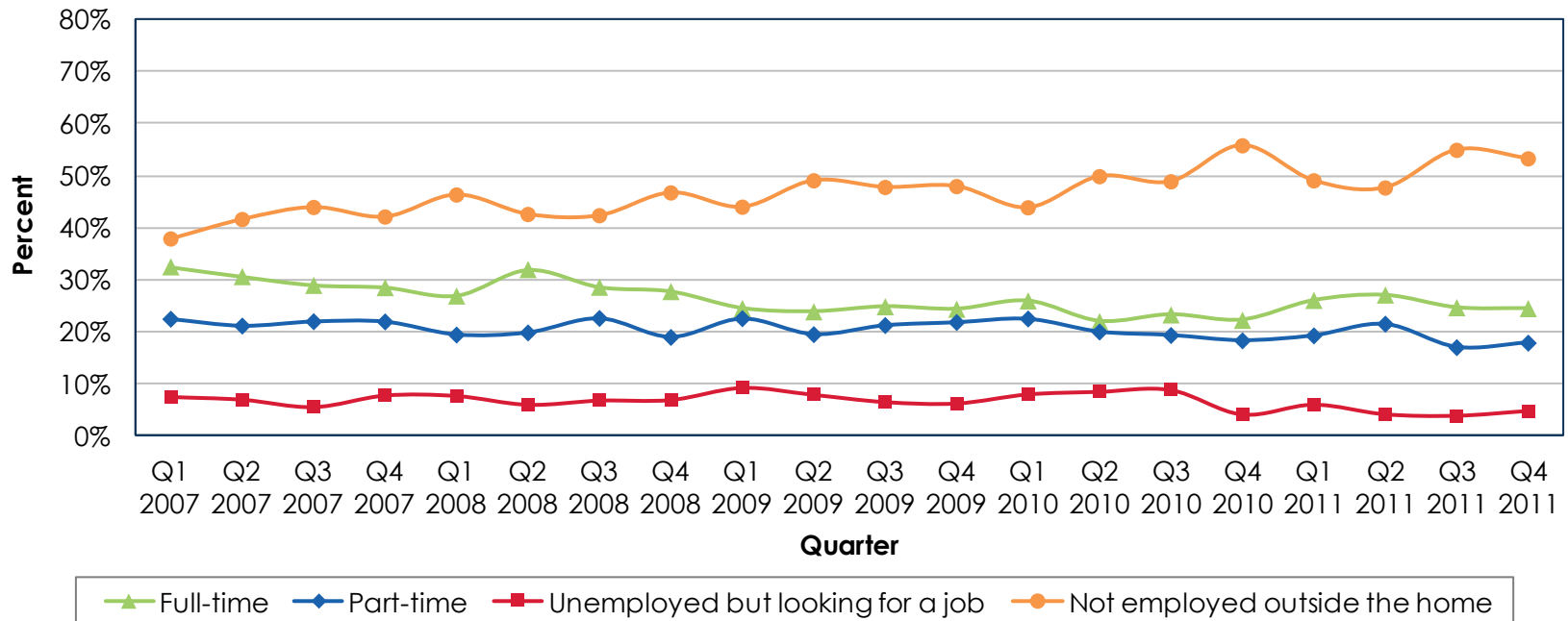
Question: In your opinion, are the prices you pay for goods and services...?
 Base: Respondents in Australia from January 2007 through December 2011 (n = 12,969)



[Percentage Employed—Australia]

Of the countries in this report, Australia is one of the lowest in percentage of adults who are employed full-time (32 or more hours per week). This low percentage in full-time employment partly explains the lackluster Australian economy over the past five years.

Among Adults Aged 18+ Australia



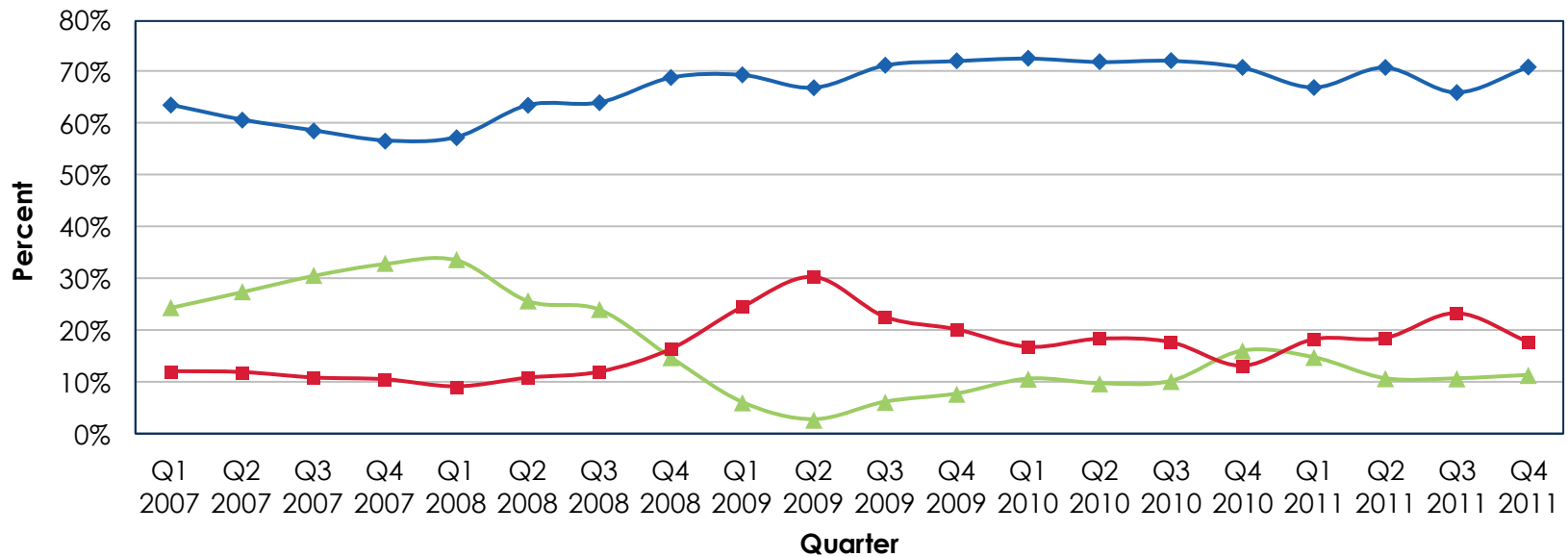
Question: Are you currently employed outside the home, or not?
Base: Respondents in Australia from January 2007 through December 2011 (n = 12,969)



Job Availability—Australia

The percentage of Australian adults who think “jobs are plentiful and easy to find” bottomed out in the 2nd quarter of 2009. While that percentage has since increased, the plight of the Australian labor market is evident in the graph below.

Among Adults Aged 18+
Australia



▲ Jobs are plentiful and easy to find ◆ Jobs are available, but you have to search for them ■ Jobs are scarce

Question: Currently, how plentiful are jobs in your area?
Base: Respondents in Australia from January 2007 through December 2011 (n = 12,969)

[Brazil]





[Economic Index—Brazil]

Brazil is one of two countries with higher Index score at the end of 2011 than the beginning of 2007. More recent Index numbers have trended downward, suggesting a coming economic slowdown in Brazil.

Decision Analyst Economic Index Brazil

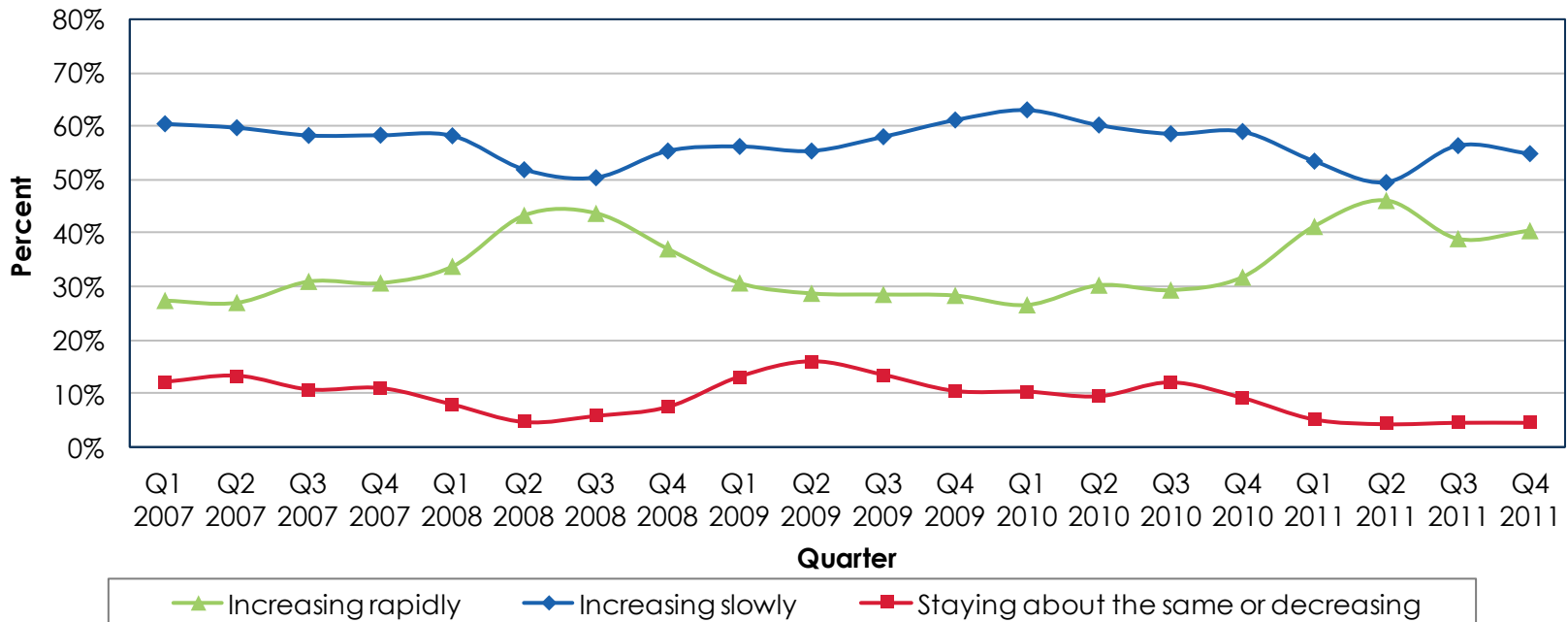




[Inflation Perceptions—Brazil]

Brazilian adults tend to think that inflation is a persistent problem, but perhaps not as much as other countries. In Brazil, more people felt that prices are “increasing slowly” than “increasing rapidly.” In most other countries, that pattern is reversed.

Among Adults Aged 18+ Brazil



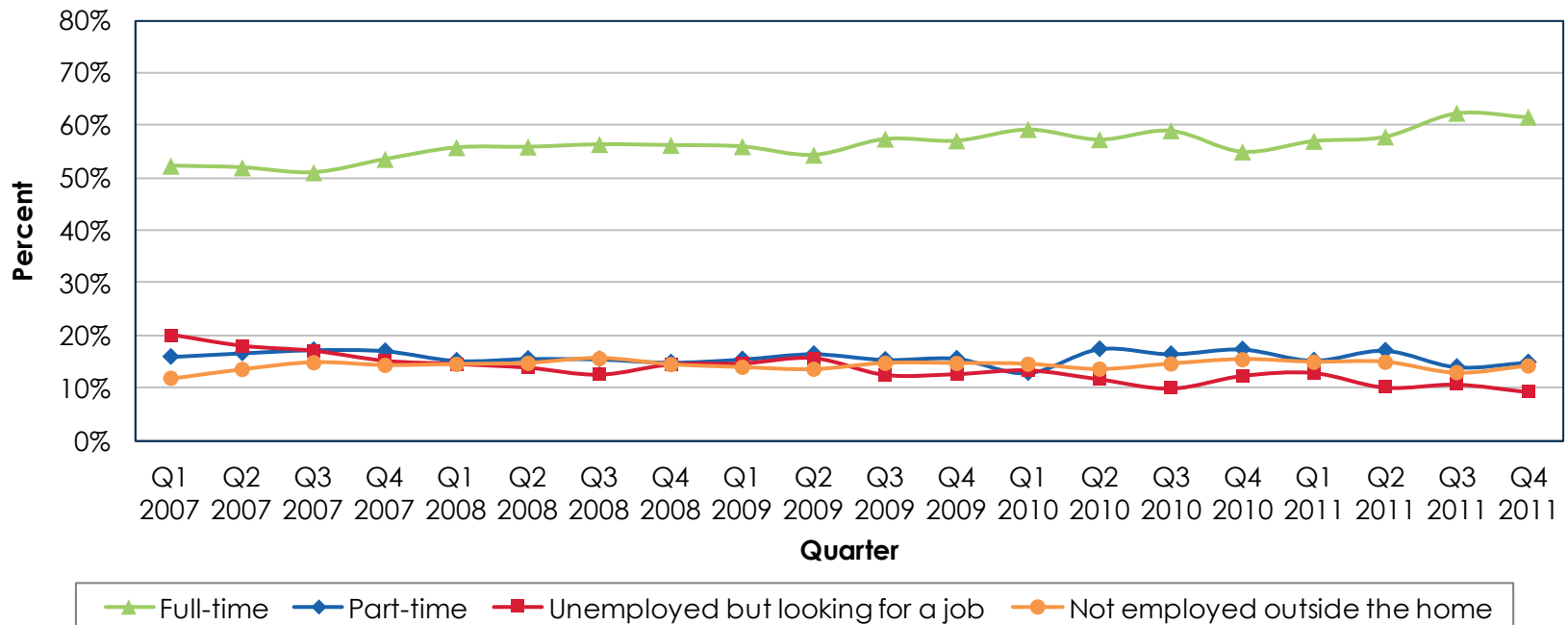
Question: In your opinion, are the prices you pay for goods and services...?
Base: Respondents in Brazil from January 2007 through December 2011 (n = 38,806)



[Percentage Employed—Brazil]

Brazil is one of the few countries where the number of adults who report being employed full-time (32 or more hours per week) increased from 2007 to 2011. The increase in the number of adults employed full-time is a result of Brazil's strong economic growth.

Among Adults Aged 18+ Brazil



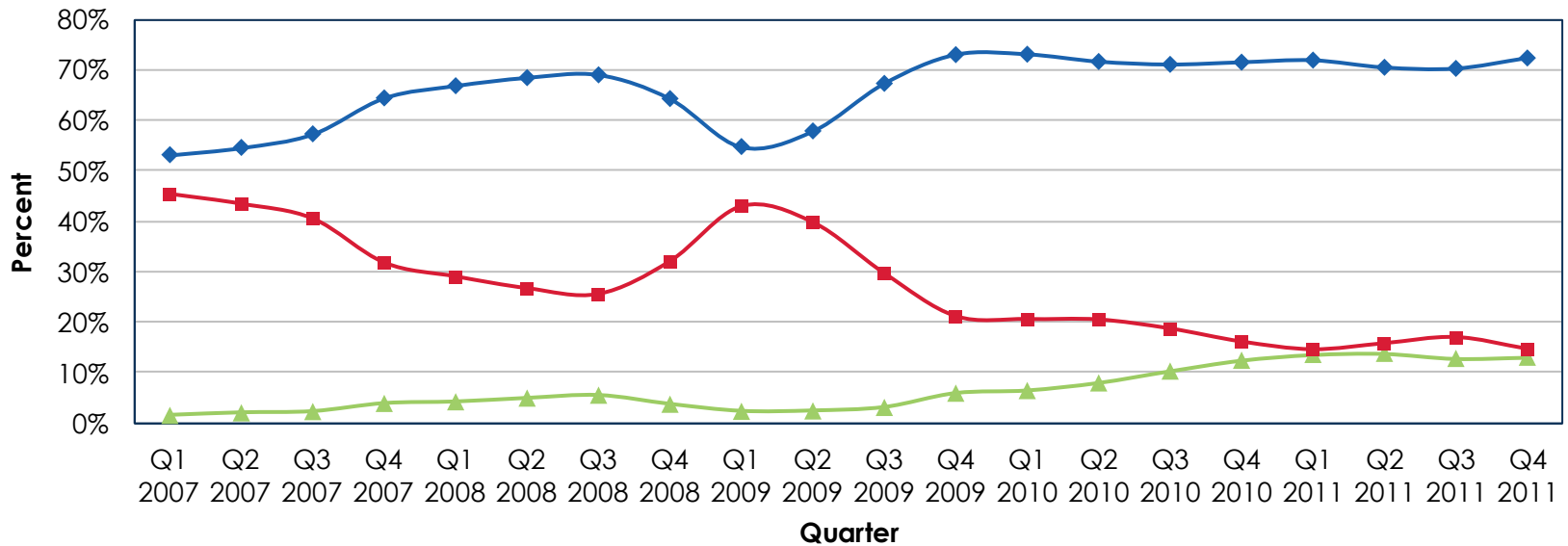
Question: Are you currently employed outside the home, or not?
Base: Respondents in Brazil from January 2007 through December 2011 (n = 38,806)



[Job Availability—Brazil]

Over the course of the past three years, the percentage of adults who believe “jobs are scarce” has steadily declined, while the percentage who believe “jobs are plentiful and easy to find” has steadily increased. The improving labor market is a reflection of Brazil’s economic vitality.

Among Adults Aged 18+ Brazil



▲ Jobs are plentiful and easy to find ◆ Jobs are available, but you have to search for them ■ Jobs are scarce

Question: Currently, how plentiful are jobs in your area?
Base: Respondents in Brazil from January 2007 through December 2011 (n = 38,806)

[Canada]





[Economic Index—Canada]

Over the past three years, Canada's Economic Index has trended sideways. The trend of the Canadian Index is suggesting a slow-growth economy for 2012.

Decision Analyst Economic Index Canada

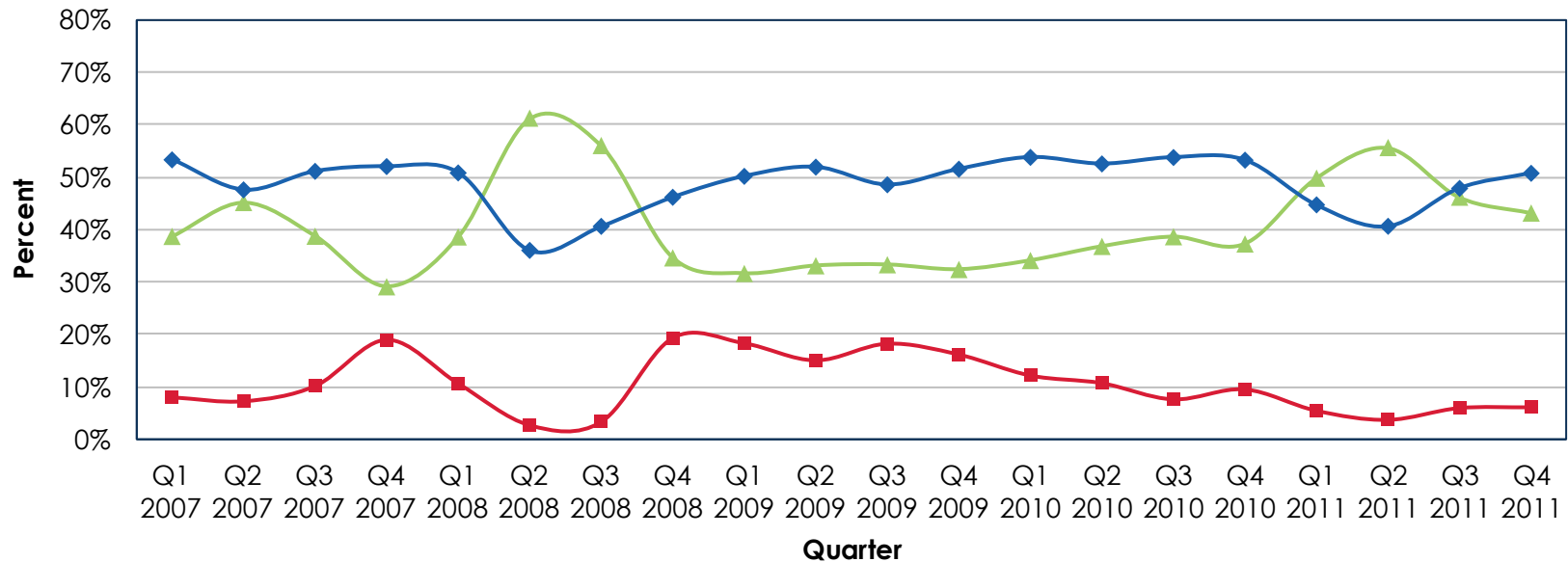




[Inflation Perceptions—Canada]

Inflation appears to be a problem in Canada, like most other countries. As of December 2011, just over 40% of adults reported that prices are “increasing rapidly.”

Among Adults Aged 18+ Canada



▲ Increasing rapidly
 ◆ Increasing slowly
 ■ Staying about the same or decreasing

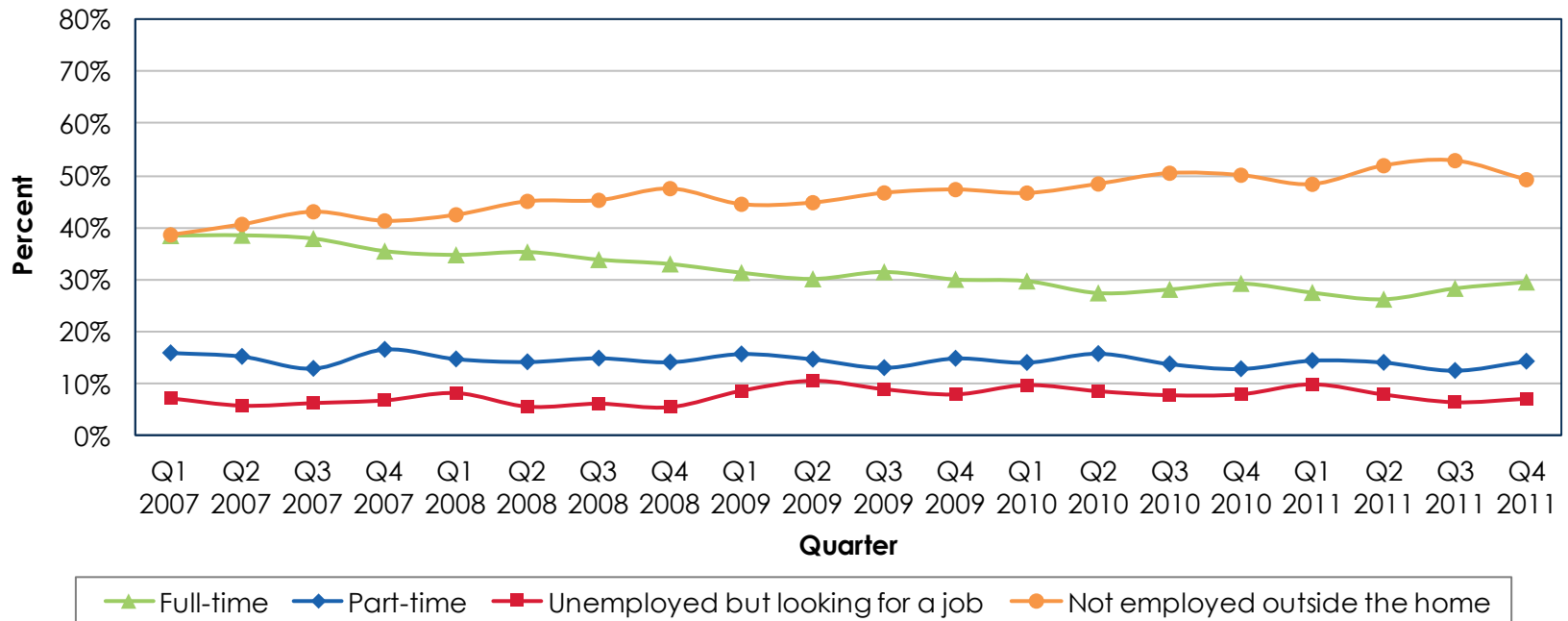
Question: In your opinion, are the prices you pay for goods and services...?
 Base: Respondents in Canada from January 2007 through December 2011 (n = 26,079)



[Percentage Employed—Canada]

While the percentage of Canadian adults who report being “unemployed but looking for a job” has remained relatively flat, the percentages for those “not employed outside the home” have steadily risen. This indicates that as adults fall out of the labor market, they are staying out. This is a worrisome trend for the Canadian economy.

Among Adults Aged 18+ Canada



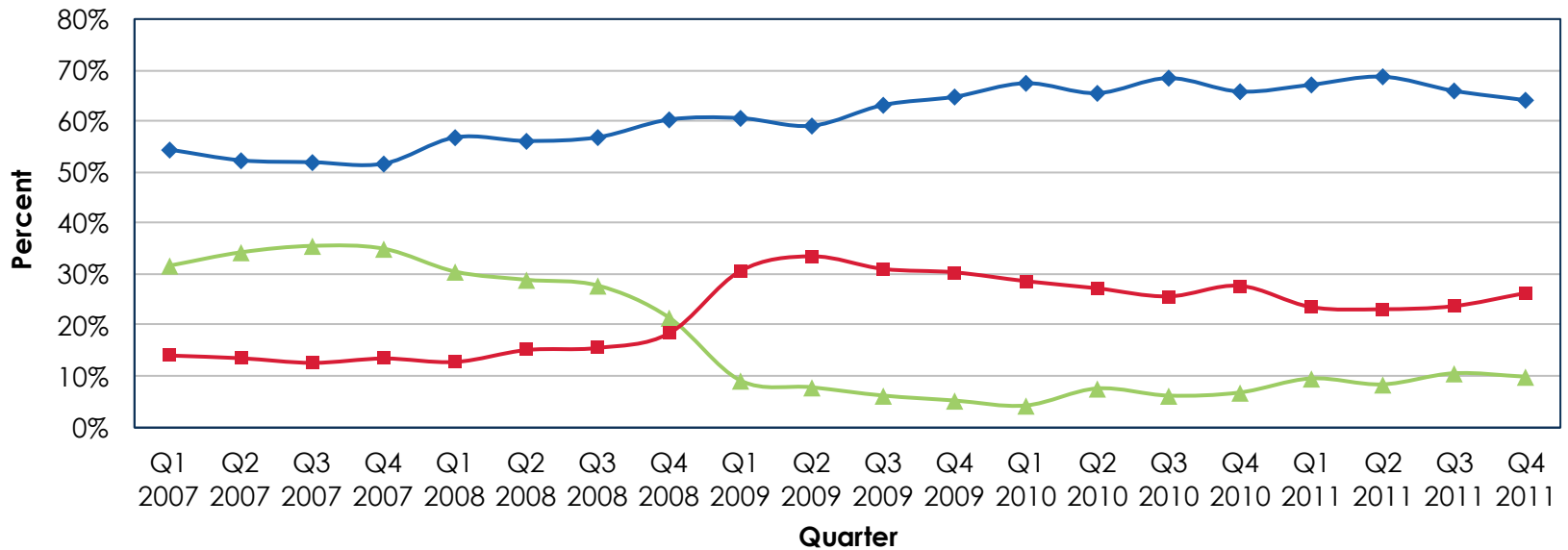
Question: Are you currently employed outside the home, or not?
Base: Respondents in Canada from January 2007 through December 2011 (n = 26,079)



[Job Availability—Canada]

Canadian adults may be discouraged from returning to the job market. Only 10% think that “jobs are plentiful and easy to find.”


Among Adults Aged 18+ Canada



▲ Jobs are plentiful and easy to find
 ◆ Jobs are available, but you have to search for them
 ■ Jobs are scarce

Question: Currently, how plentiful are jobs in your area?
 Base: Respondents in Canada from January 2007 through December 2011 (n = 26,079)

[Chile]

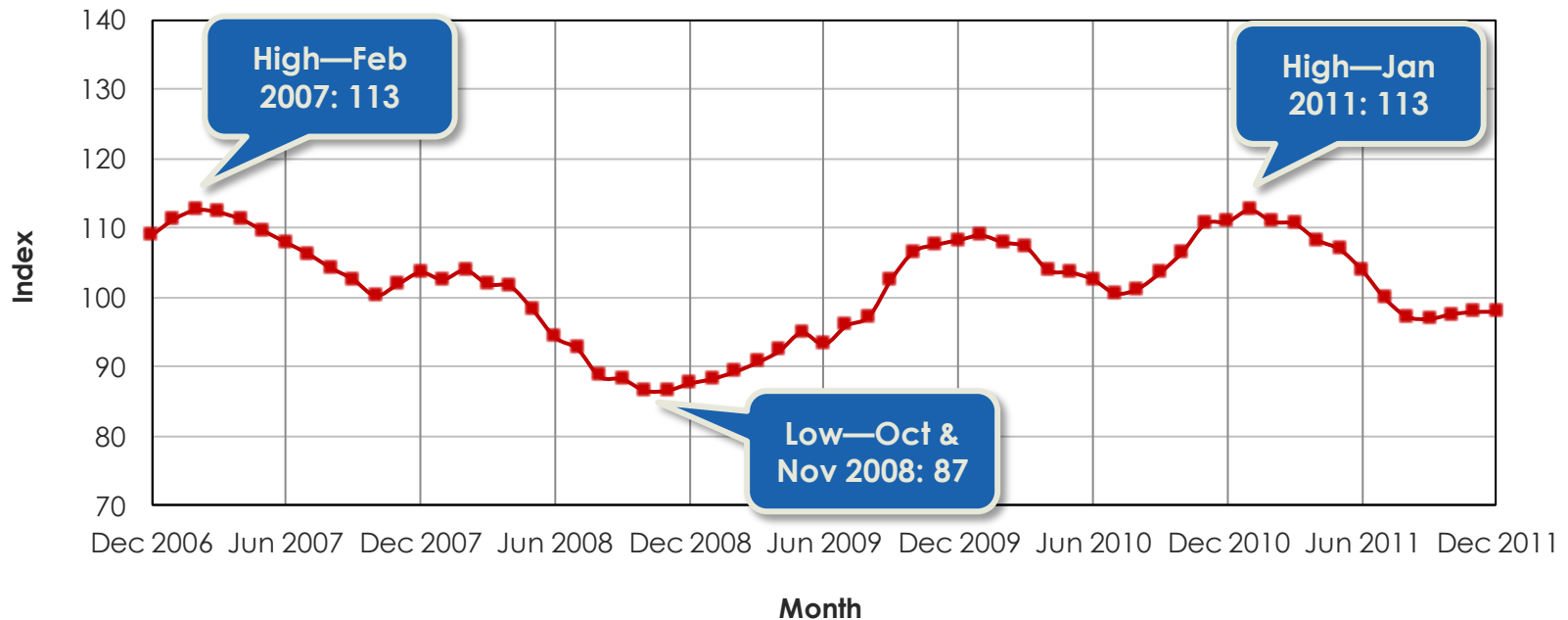




[Economic Index—Chile]

The past five years have been an economic roller coaster for Chile. The downtrend of the Index is suggesting a struggling economy in 2012.

Decision Analyst Economic Index Chile*



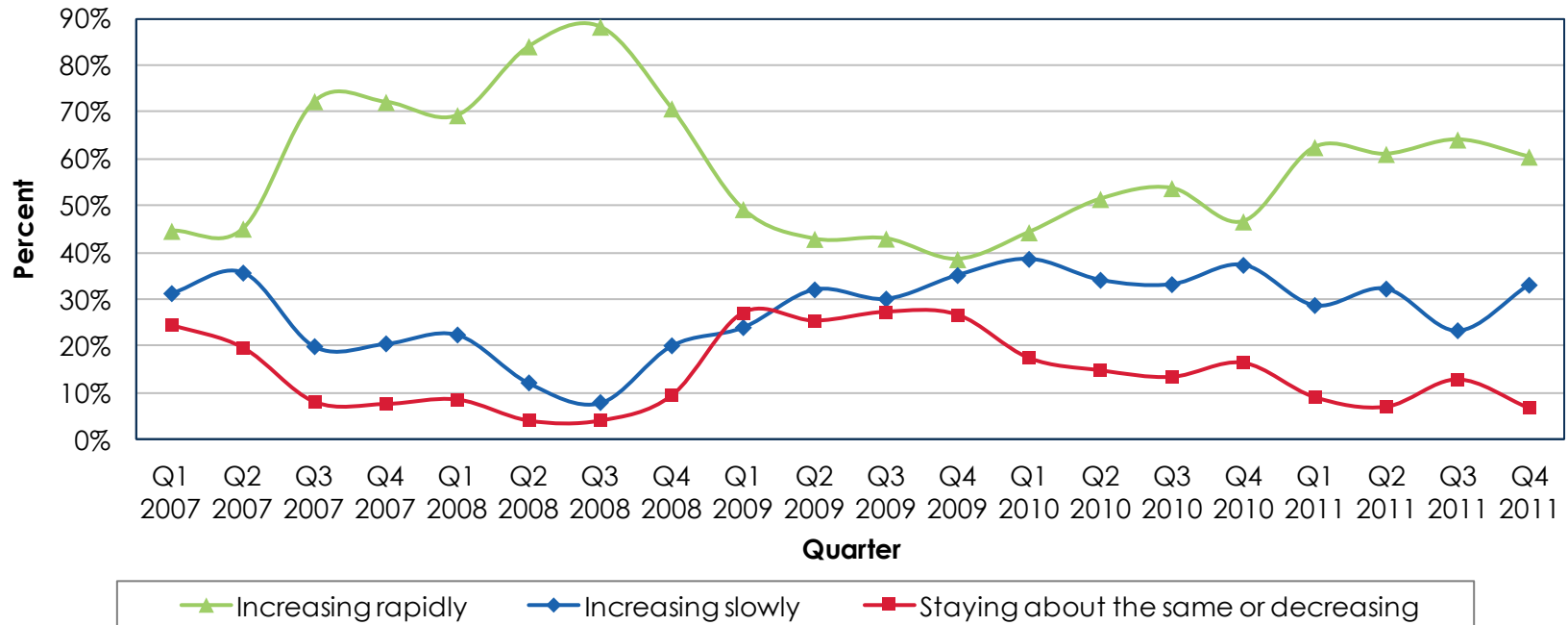
***Three-Month Moving Average** — The Index numbers for Chile are a three-month moving average to smooth out month-to-month fluctuations. The reported Index number averages the current month with the two previous months.



[Inflation Perceptions—Chile]

Rapid inflation appears to be a persistent long-term problem in Chile—with about 60% of adults reporting that prices are “increasing rapidly” at the end of 2011.

Among Adults Aged 18+ Chile



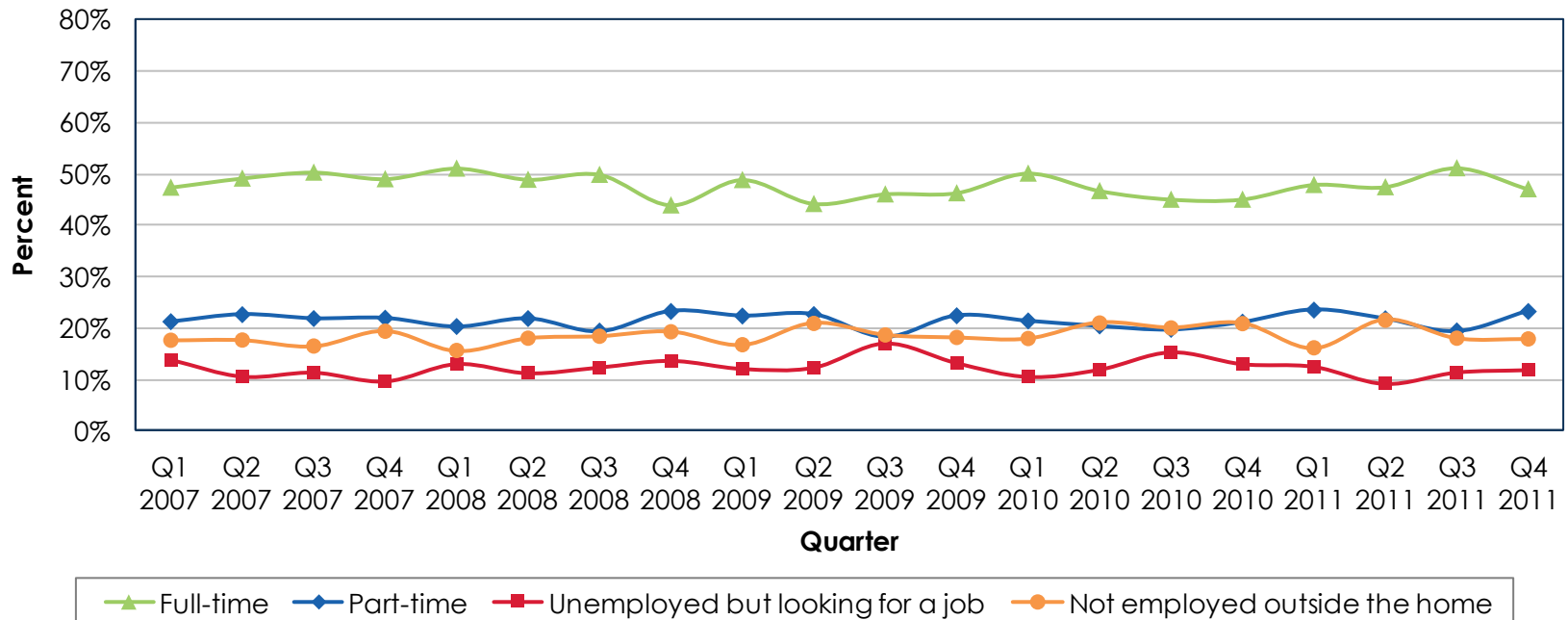
Question: In your opinion, are the prices you pay for goods and services...?
Base: Respondents in Chile from January 2007 through December 2011 (n = 8,343)



[Percentage Employed—Chile]

The total employment picture for Chile has remained relatively stable, with little change in the percentage of adults employed over the past five years. Again, the online sample might be understating the true level of unemployment.

Among Adults Aged 18+ Chile



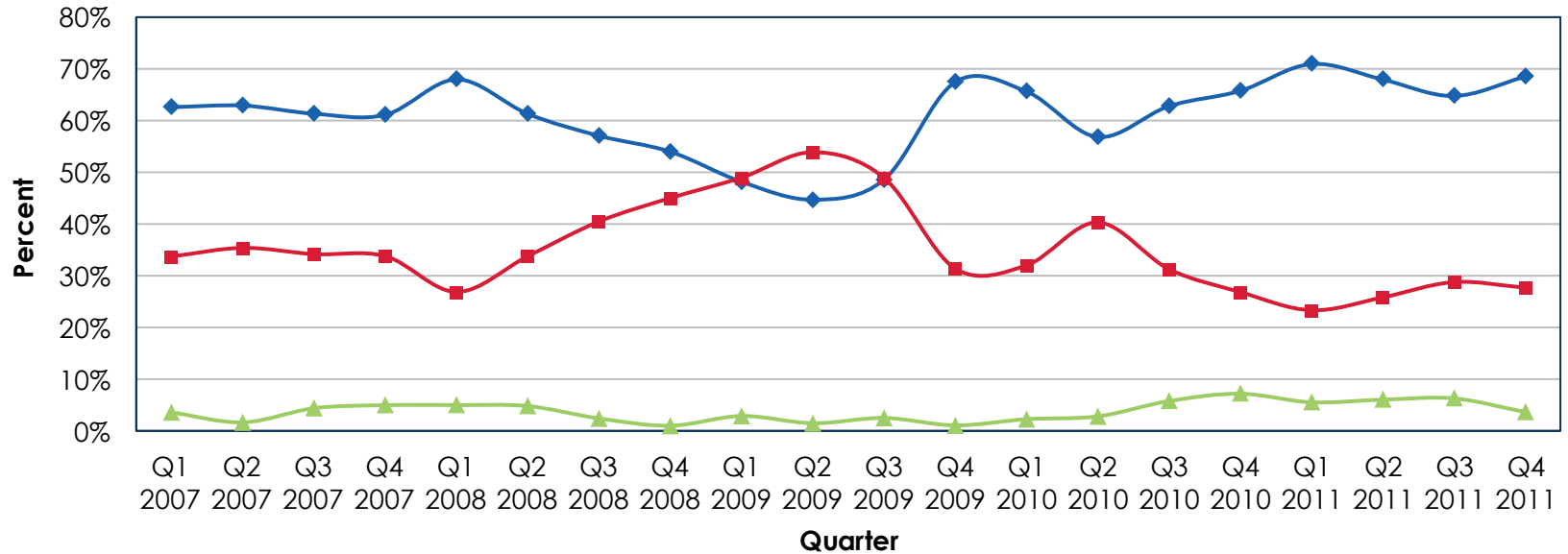
Question: Are you currently employed outside the home, or not?
Base: Respondents in Chile from January 2007 through December 2011 (n = 8,343)



[Job Availability—Chile]

Over the past two years Chileans have become more optimistic about the availability of job opportunities. The “job are scarce” percentage has declined significantly over the past two years.

Among Adults Aged 18+ Chile



▲ Jobs are plentiful and easy to find
 ◆ Jobs are available, but you have to search for them
 ■ Jobs are scarce

Question: Currently, how plentiful are jobs in your area?
 Base: Respondents in Chile from January 2007 through December 2011 (n = 8,343)

[China]





[Economic Index—China]

China's booming economy is evident in the high Economic Index scores, but the Economic Index for China has been in a decline since its high point in February 2010. This downward trend indicates a slowing of economic growth in 2012.

Decision Analyst Economic Index China*†



*Three-Month Moving Average — The Index numbers for China are a three-month moving average to smooth out month-to-month fluctuations. The reported Index number averages the current month with the two previous months.

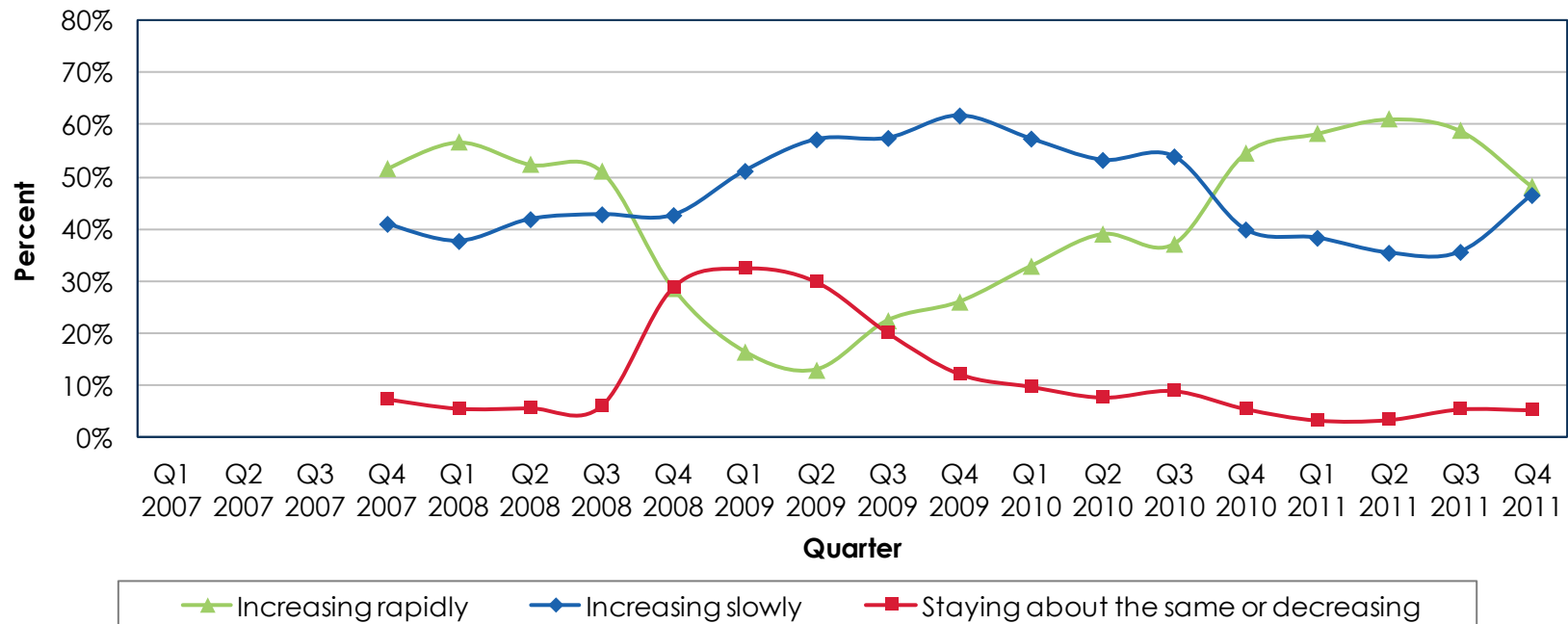
†Data Collection for China started in October 2007.



[Inflation Perceptions—China]

Increasingly, Chinese adults believe that inflation is a serious problem. The percentage of adults reporting that prices are “increasing rapidly” has steadily increased since the second quarter of 2009.

Among Adults Aged 18+
China



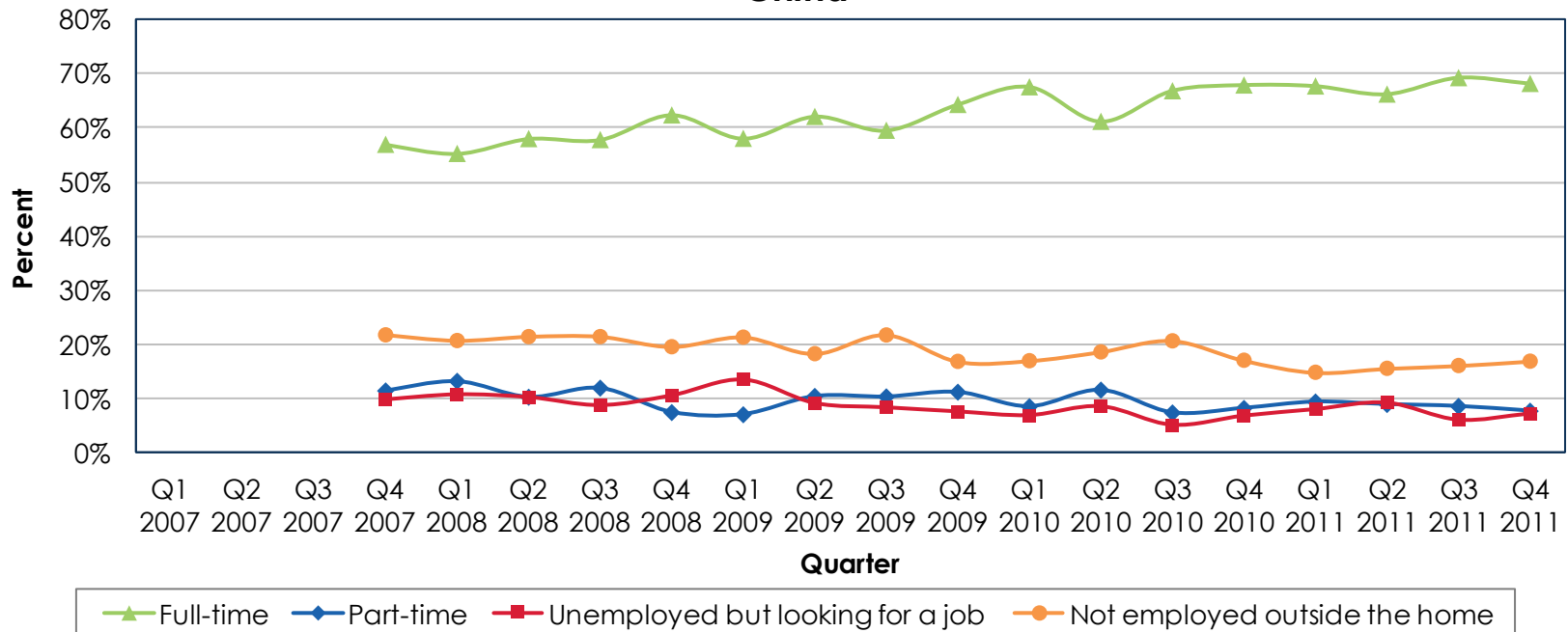
Question: In your opinion, are the prices you pay for goods and services...?
Base: Respondents in China from October 2007 through December 2011 (n = 7,641)



[Percentage Employed—China]

The percentage of Chinese adults who report full-time employment (32 or more hours per week) has consistently increased. China's full-time employment percentages are extremely high, but this might be biased upward by the online sample.

Among Adults Aged 18+ China



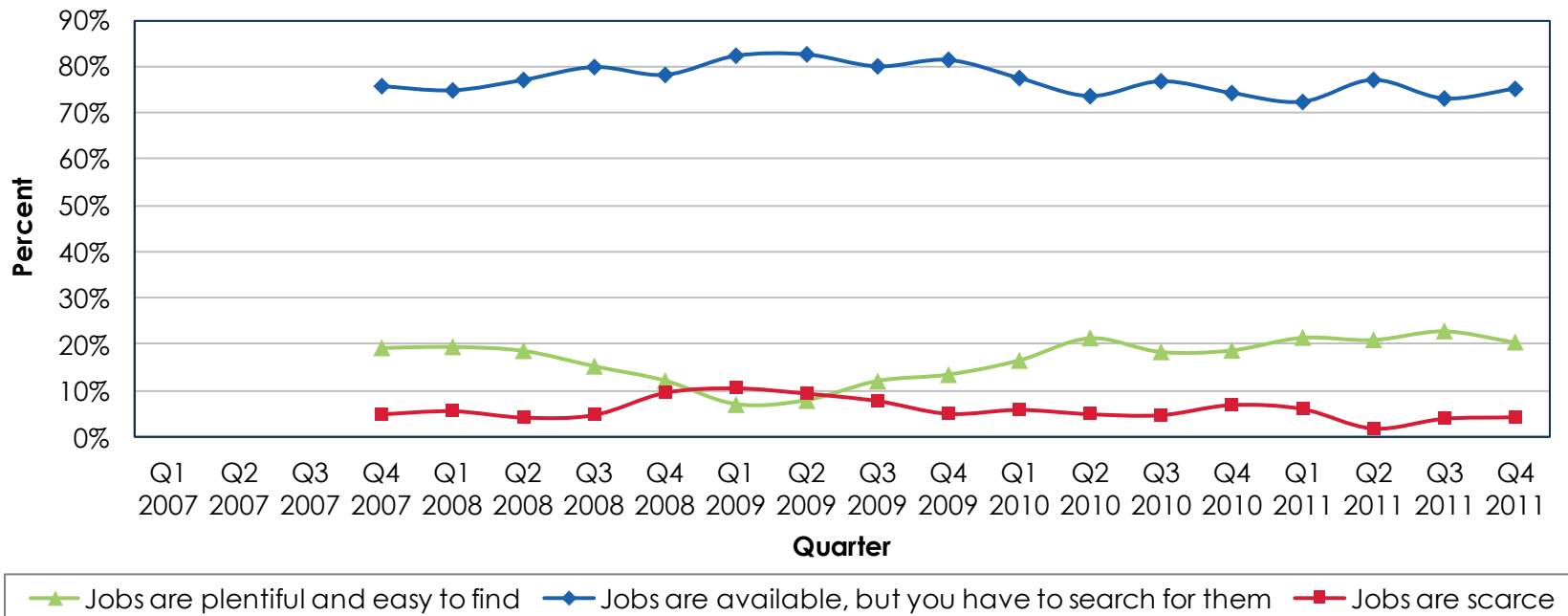
Question: Are you currently employed outside the home, or not?
Base: Respondents in China from October 2007 through December 2011 (n = 7,641)



[Job Availability—China]

The percentage of adults reporting that “jobs are plentiful and easy to find” has been trending higher for the past three years, and the share who report “jobs are scarce” has trended lower.

Among Adults Aged 18+ China



Question: Currently, how plentiful are jobs in your area?
Base: Respondents in China from October 2007 through December 2011 (n = 7,641)

[Colombia]

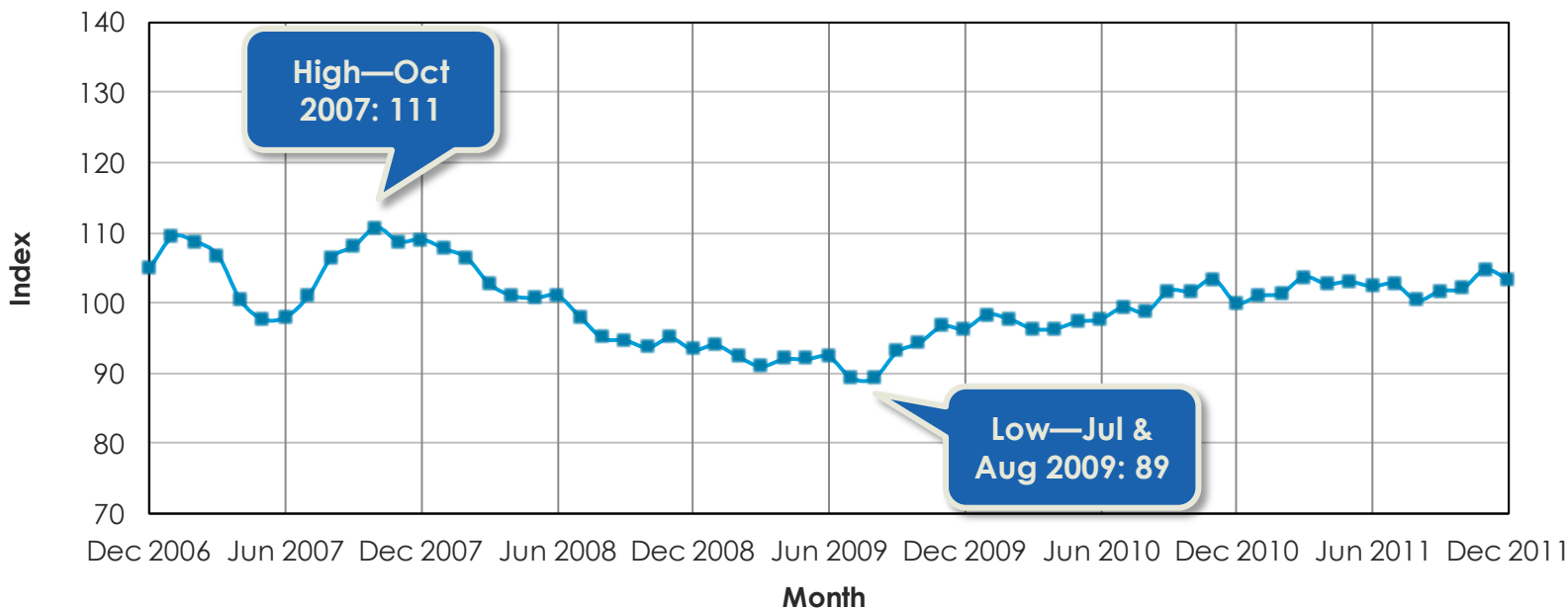




[Economic Index—Colombia]

Colombia's Index numbers have been steadily growing since the summer of 2009. This steady rise in Colombia's Index indicates that their economy will likely expand in 2012.

Decision Analyst Economic Index Colombia*



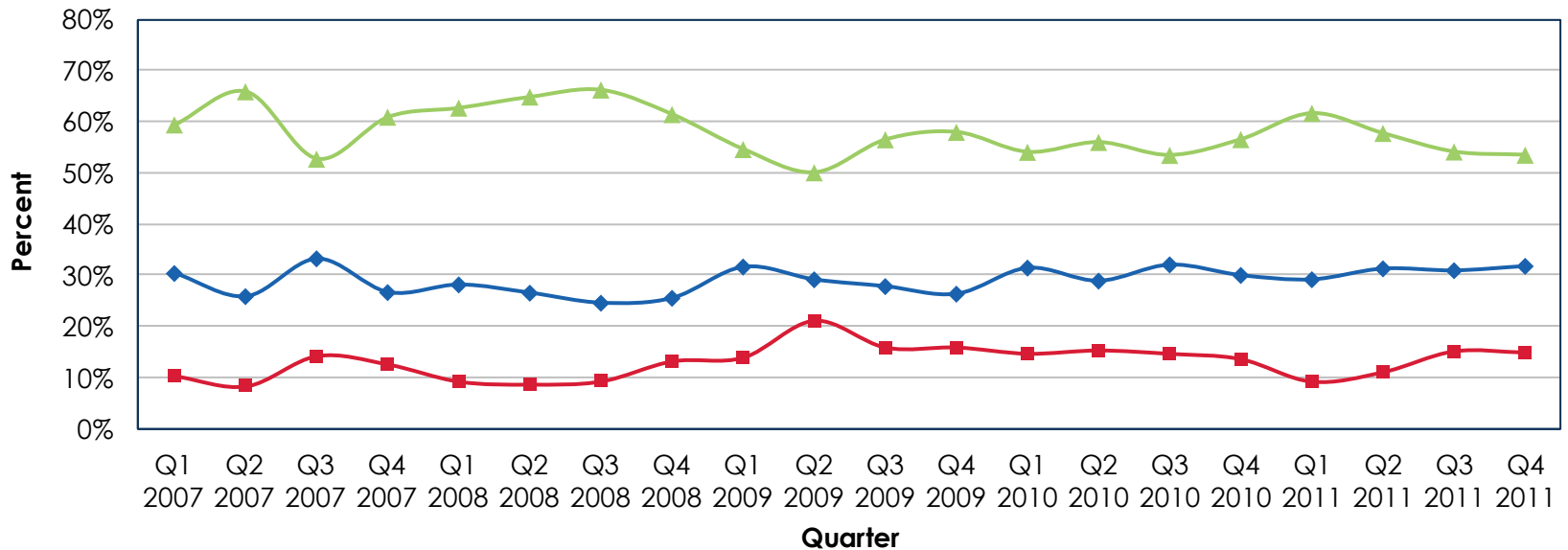
*Three-Month Moving Average — The Index numbers for Colombia are a three-month moving average to smooth out month-to-month fluctuations. The reported Index number averages the current month with the two previous months.



[Inflation Perceptions—Colombia]

Inflation is a continuing problem in Colombia, with a high share of adults reporting that prices are “increasing rapidly.”

Among Adults Aged 18+ Colombia



▲ Increasing rapidly
 ◆ Increasing slowly
 ■ Staying about the same or decreasing

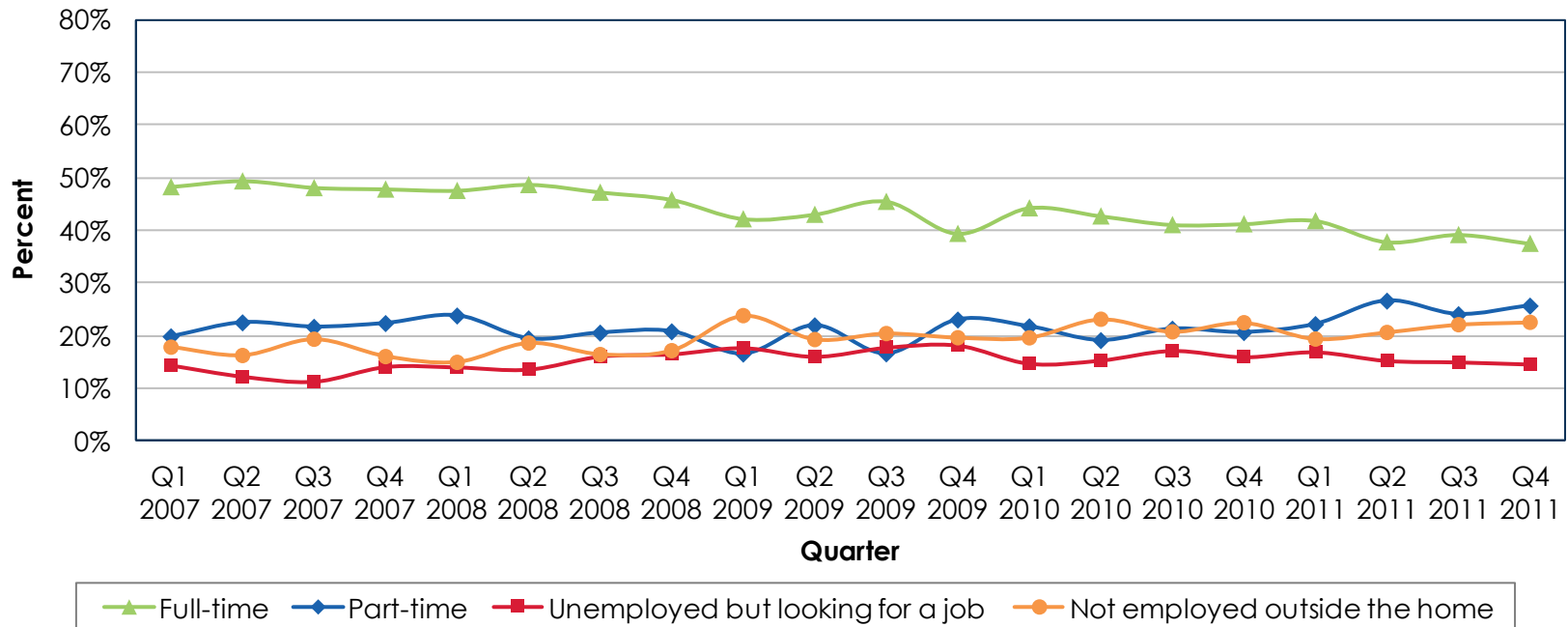
Question: In your opinion, are the prices you pay for goods and services...?
 Base: Respondents in Colombia from January 2007 through December 2011 (n = 8,024)



[Percentage Employed—Colombia]

The percentage of Colombian adults who report being employed full-time (32 or more hours per week) has declined over the past five years. The unemployment rate is extremely high in Colombia, a long-term pattern.

Among Adults Aged 18+ Colombia



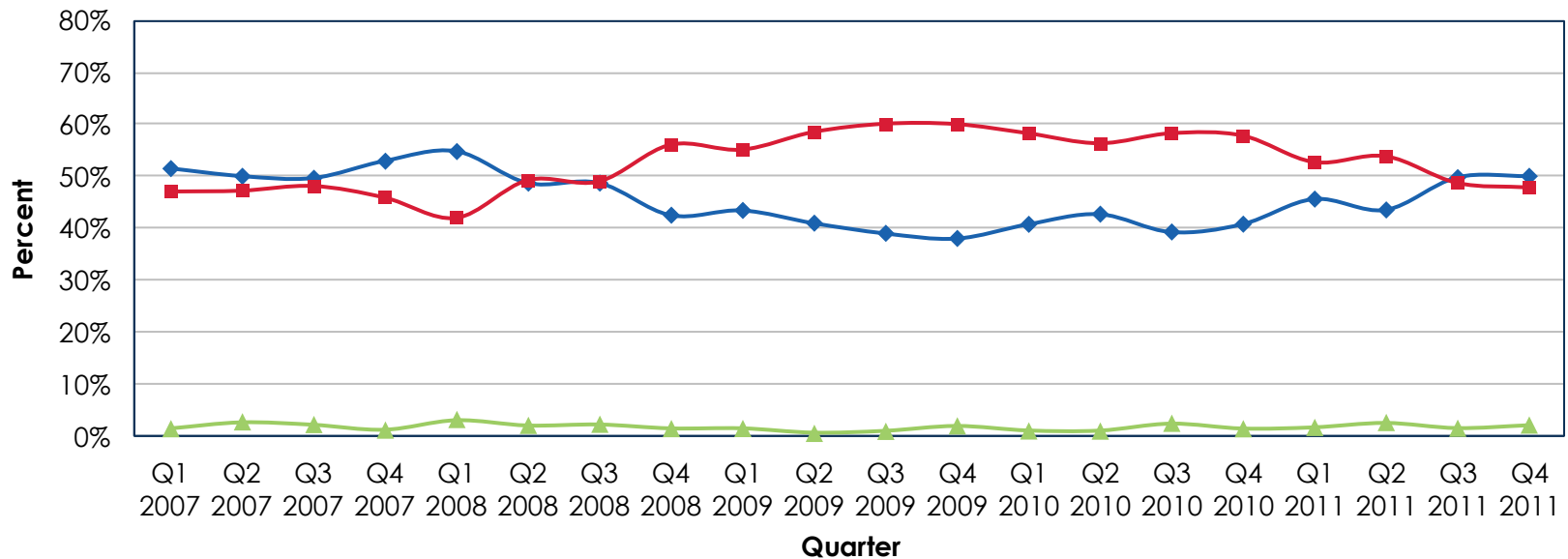
Question: Are you currently employed outside the home, or not?
Base: Respondents in Colombia from January 2007 through December 2011 (n = 8,024)



[Job Availability—Colombia]

Colombia's labor market is very weak—a long-term problem. Almost half of adults think “jobs are scarce.”


Among Adults Aged 18+ Colombia



▲ Jobs are plentiful and easy to find
 ◆ Jobs are available, but you have to search for them
 ■ Jobs are scarce

Question: Currently, how plentiful are jobs in your area?
 Base: Respondents in Colombia from January 2007 through December 2011 (n = 8,024)

[France]





[Economic Index—France]

France has some of the lowest Economic Index scores of all countries reported. The downtrend of the past 18 months signals continued economic weakness in France.



Decision Analyst Economic Index France

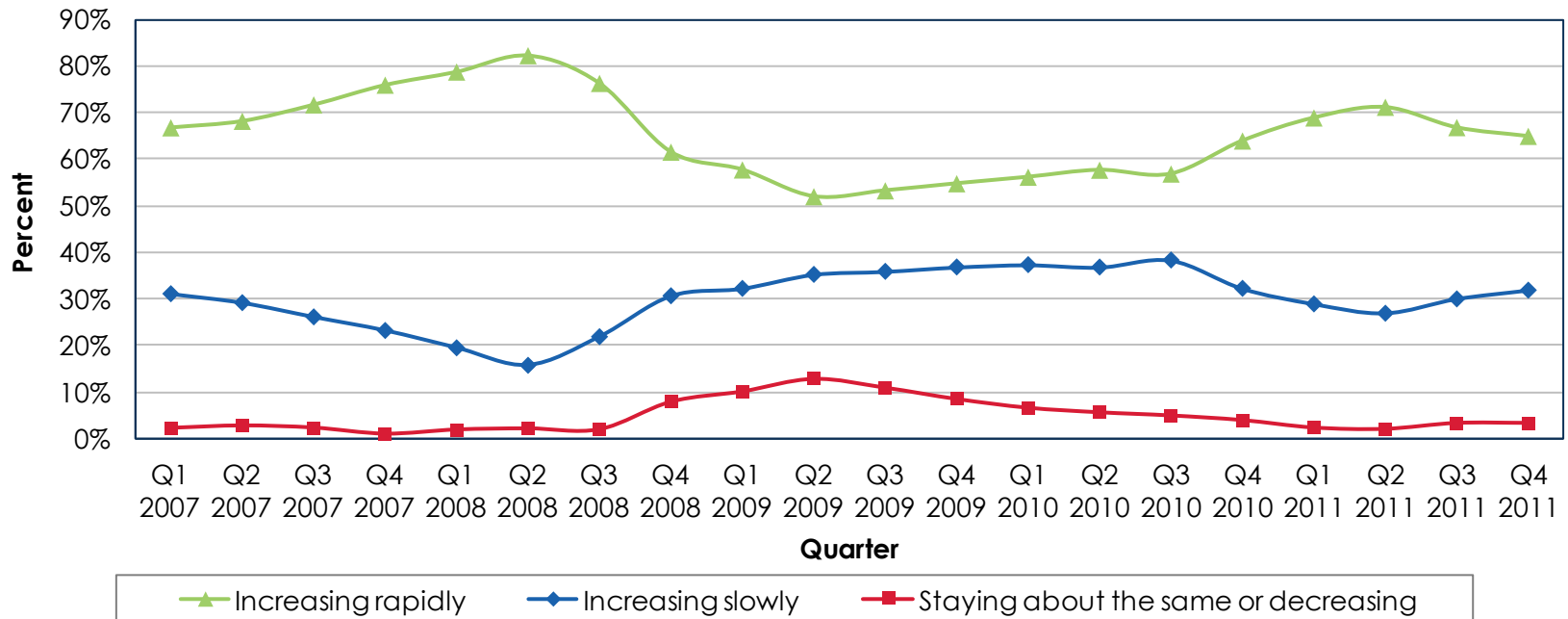




[Inflation Perceptions—France]

Inflation is a continuing problem in France, with most adults saying prices are “increasing rapidly.” Almost no one thinks prices are stable or declining.

Among Adults Aged 18+ France



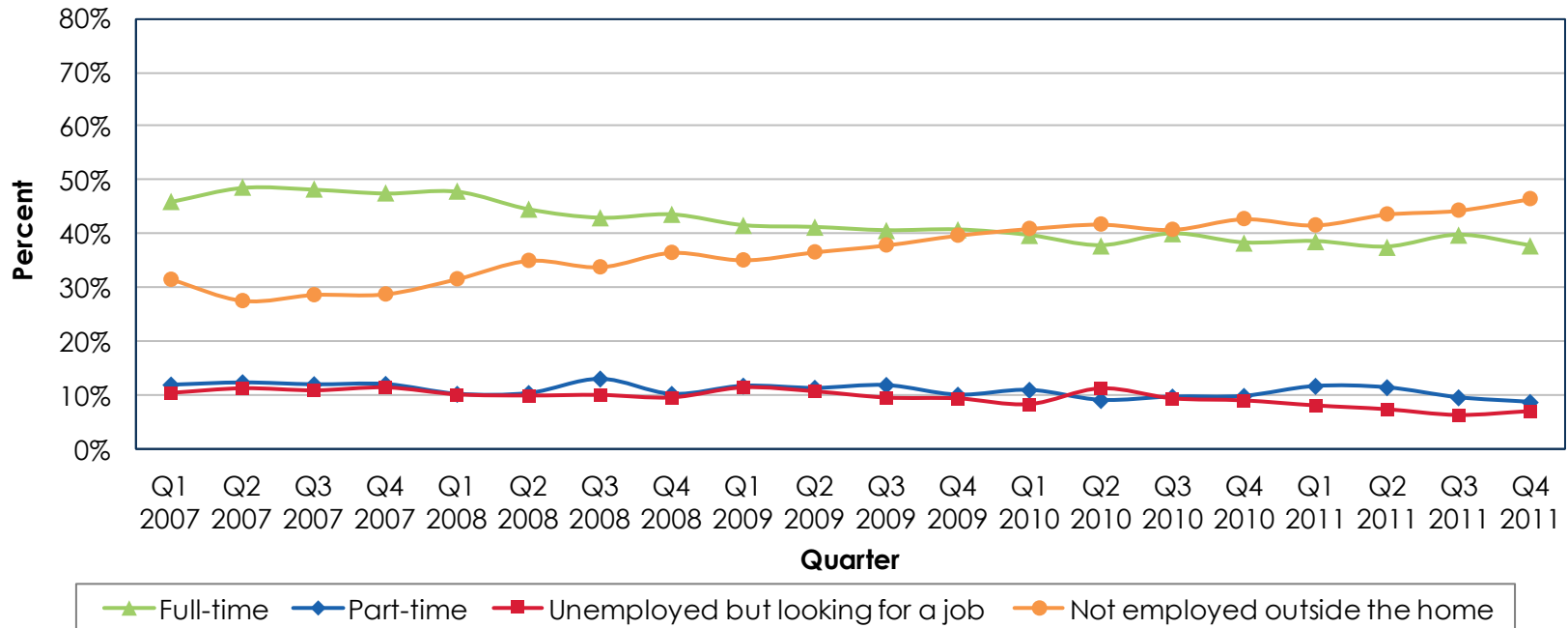
Question: In your opinion, are the prices you pay for goods and services...?
Base: Respondents in France from January 2007 through December 2011 (n = 27,724)



[Percentage Employed—France]

The percentage of adults who are “not employed outside the home” has consistently increased over the past five years. This is a growing economic burden of epic proportions.

Among Adults Aged 18+ France



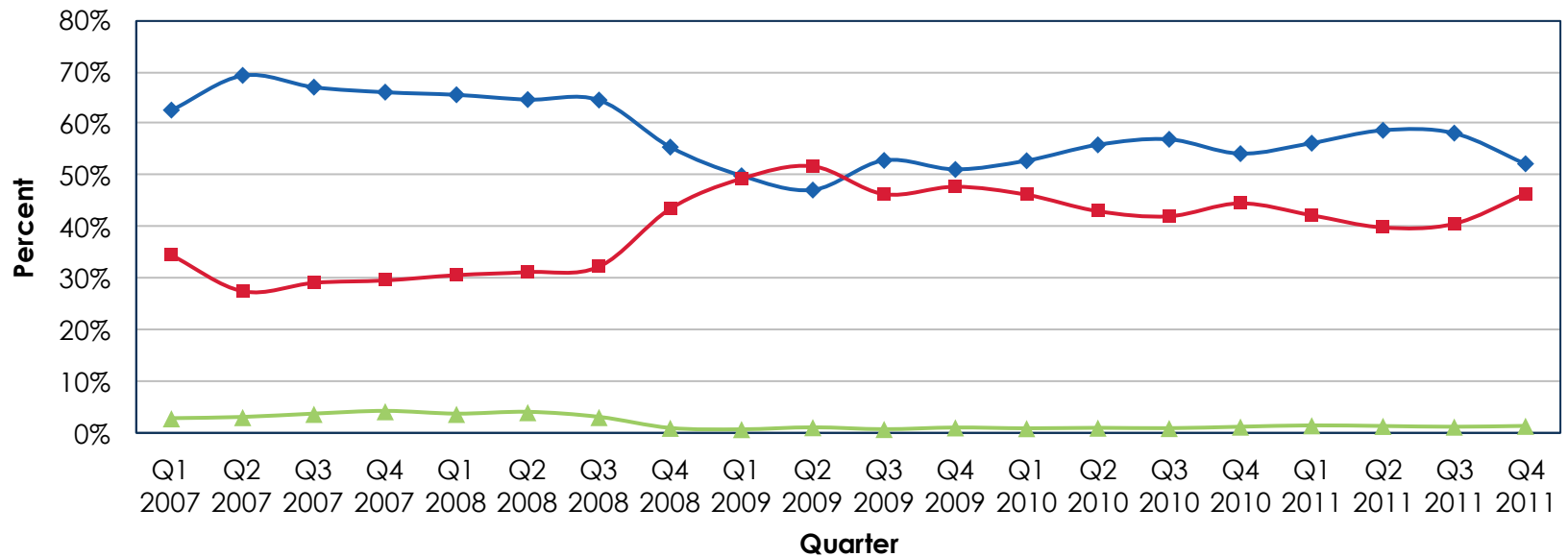
Question: Are you currently employed outside the home, or not?
Base: Respondents in France from January 2007 through December 2011 (n = 27,724)



[Job Availability—France]

Virtually no one in France believes that “jobs are plentiful and easy to find.” Almost half of adults say that “jobs are scarce.” The French economy faces significant headwinds.

Among Adults Aged 18+ France



▲ Jobs are plentiful and easy to find
 ◆ Jobs are available, but you have to search for them
 ■ Jobs are scarce

Question: Currently, how plentiful are jobs in your area?
 Base: Respondents in France from January 2007 through December 2011 (n = 27,724)

[Germany]

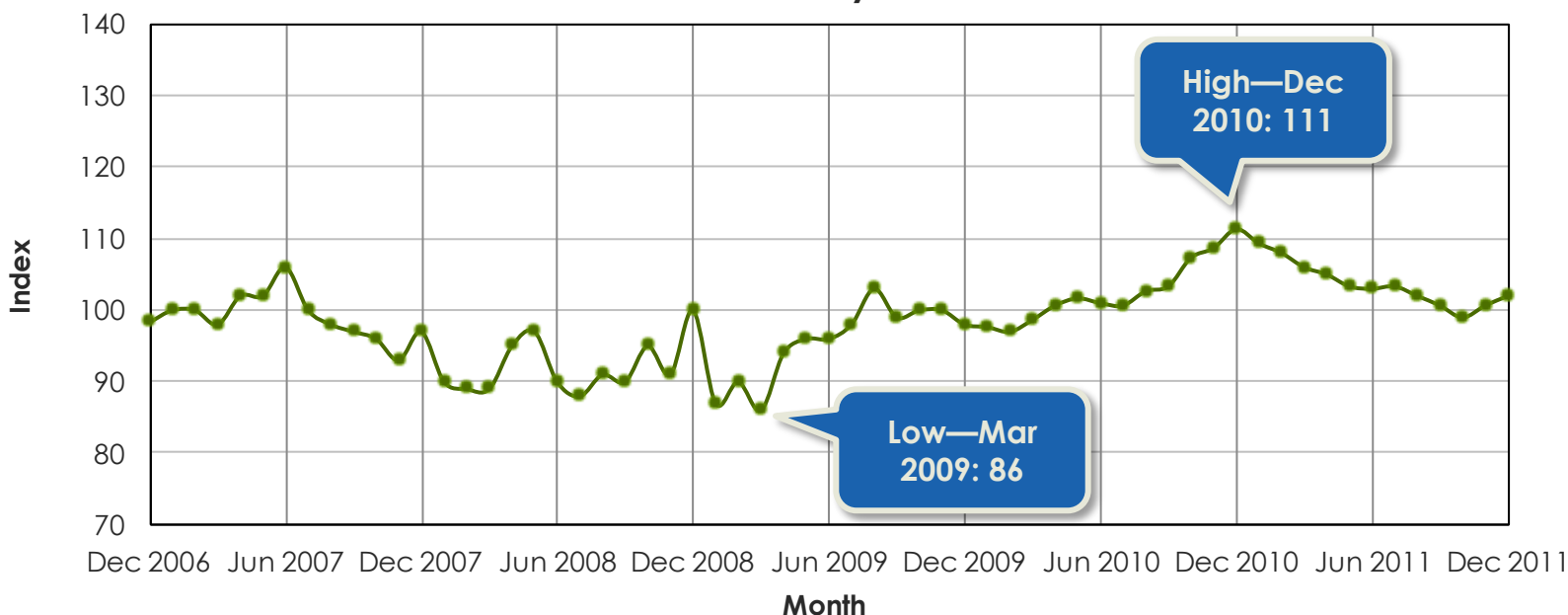




[Economic Index—Germany]

Even though Germany has the strongest economy in Europe, the Index has trended down since the high point in December 2010. This downtrend points to economic weakness in 2012.

Decision Analyst Economic Index Germany*



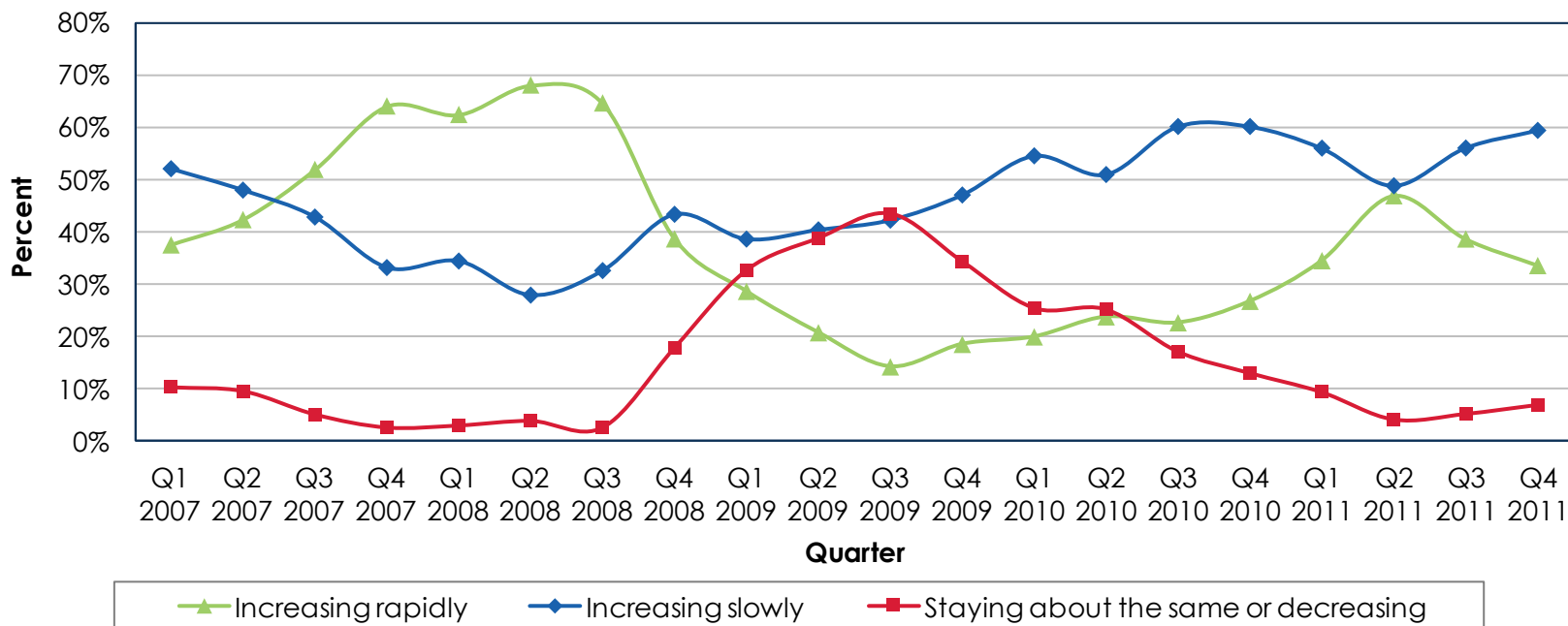
***Three-Month Moving Average** — The Index numbers for Germany are a three-month moving average to smooth out month-to-month fluctuations. The reported Index number averages the current month with the two previous months.



[Inflation Perceptions—Germany]

Despite Germany's aversion to inflation, there is evidence in the graphs below of rising inflation over the past three years.

Among Adults Aged 18+ Germany



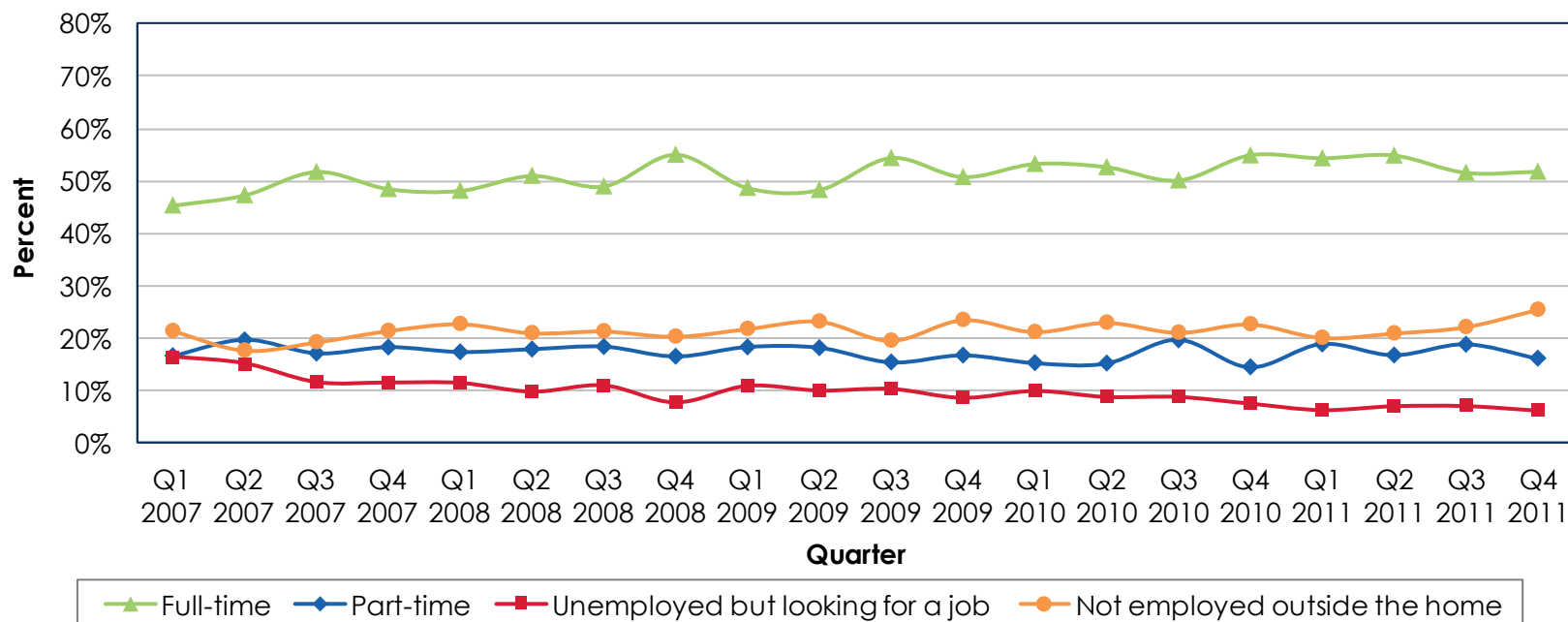
Question: In your opinion, are the prices you pay for goods and services...?
Base: Respondents in Germany from January 2007 through December 2011 (n = 14,058)



[Percentage Employed—Germany]

Germany's employment picture is strong, with full-time employment trending steadily higher, and unemployment trending down.

Among Adults Aged 18+ Germany



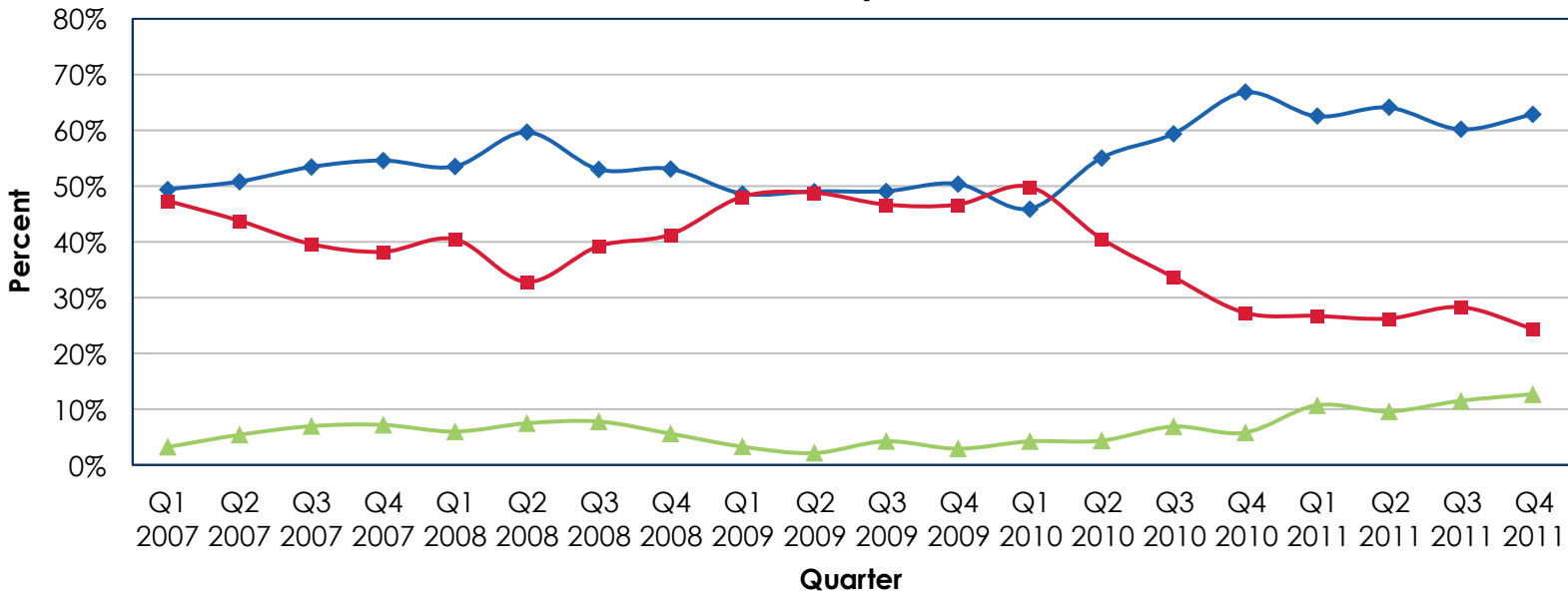
Question: Are you currently employed outside the home, or not?
Base: Respondents in Germany from January 2007 through December 2011 (n = 14,058)



[Job Availability—Germany]

Germany's labor market appears to be strengthening. Since the 2nd quarter in 2009 an increasing number of Germans report that "jobs are plentiful and easy to find."

Among Adults Aged 18+ Germany



▲ Jobs are plentiful and easy to find ◆ Jobs are available, but you have to search for them ■ Jobs are scarce

Question: Currently, how plentiful are jobs in your area?
Base: Respondents in Germany from January 2007 through December 2011 (n = 14,058)

[India]





[Economic Index—India]

The Economic Index for India is at a higher level than many other countries, an indication of India's economic success. However, the decline of the Index over the past 18 months suggests economic difficulties in 2012.

Decision Analyst Economic Index India

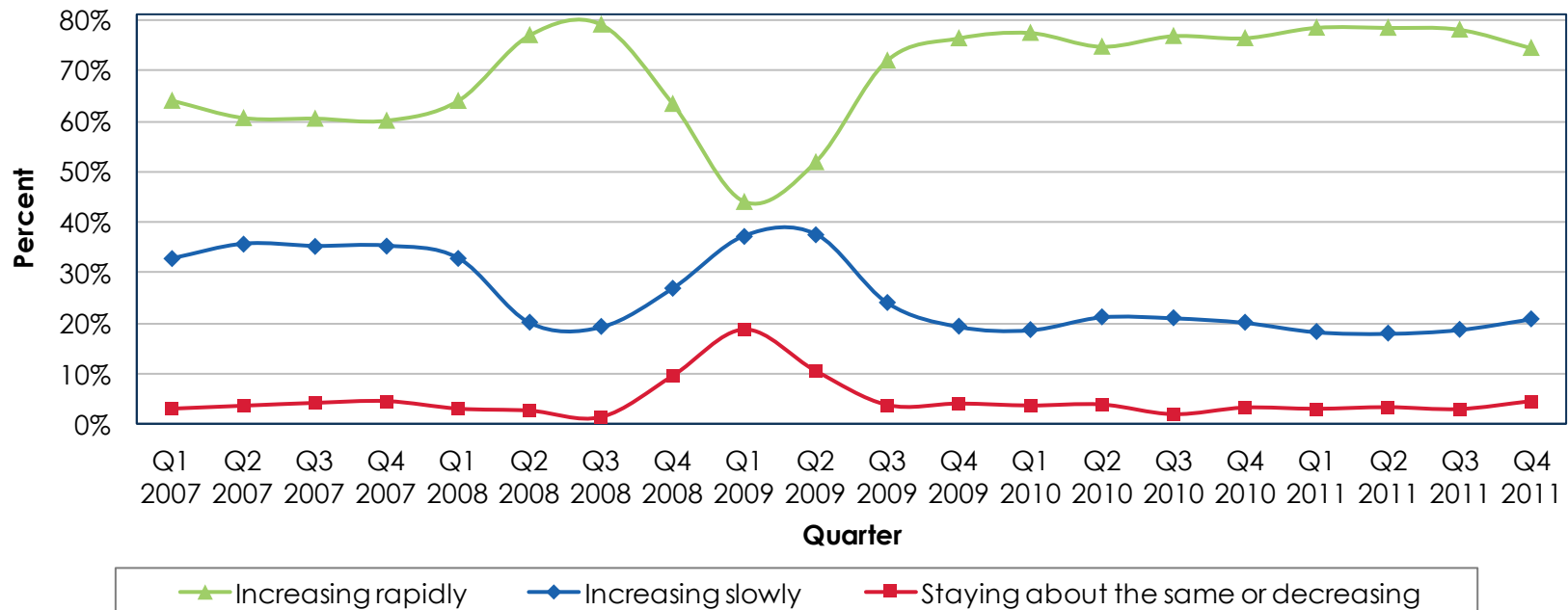




[Inflation Perceptions—India]

Inflation is a major problem in India. Almost 80% of the adults think prices are “increasing rapidly.”

Among Adults Aged 18+
India



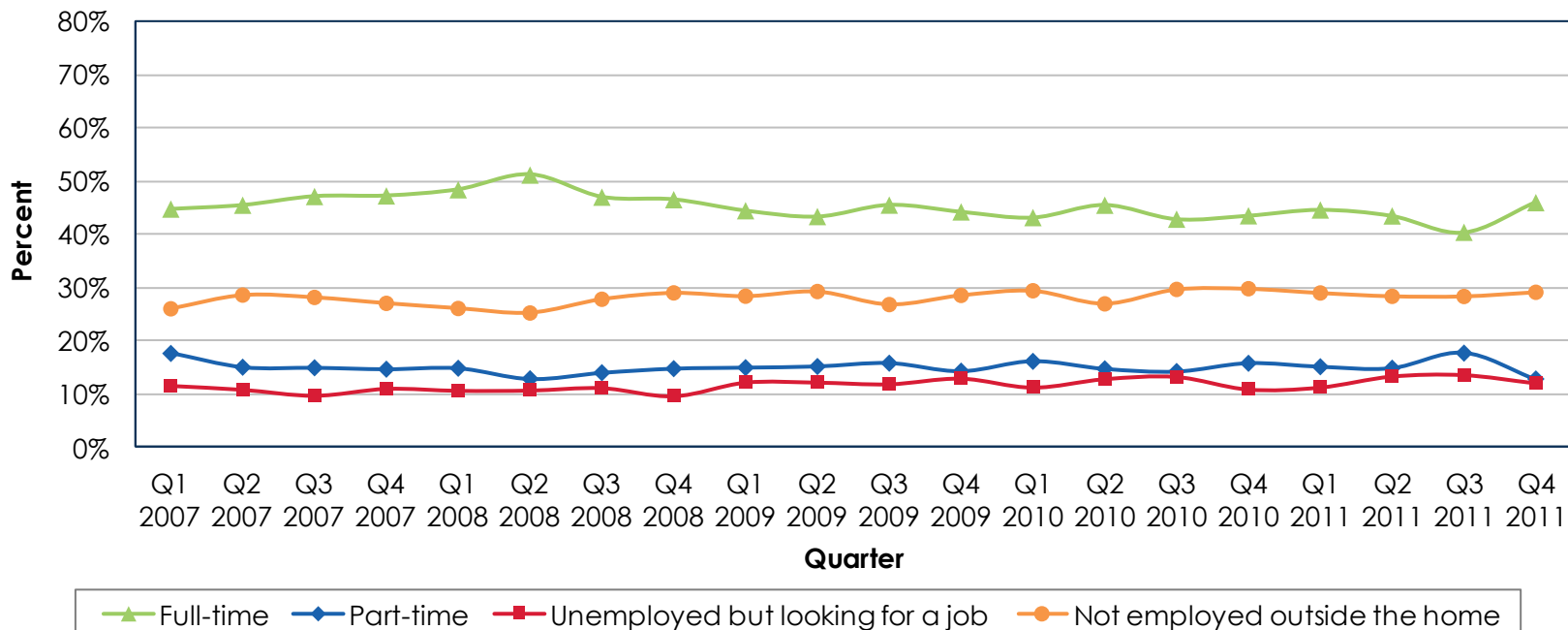
Question: In your opinion, are the prices you pay for goods and services...?
Base: Respondents in India from January 2007 through December 2011 (n = 21,616)



[Percentage Employed—India]

While inflation appears to be high in India, the employment picture has remained fairly stable. Again, the online sample is most likely understating unemployment problems in India.

Among Adults Aged 18+ India



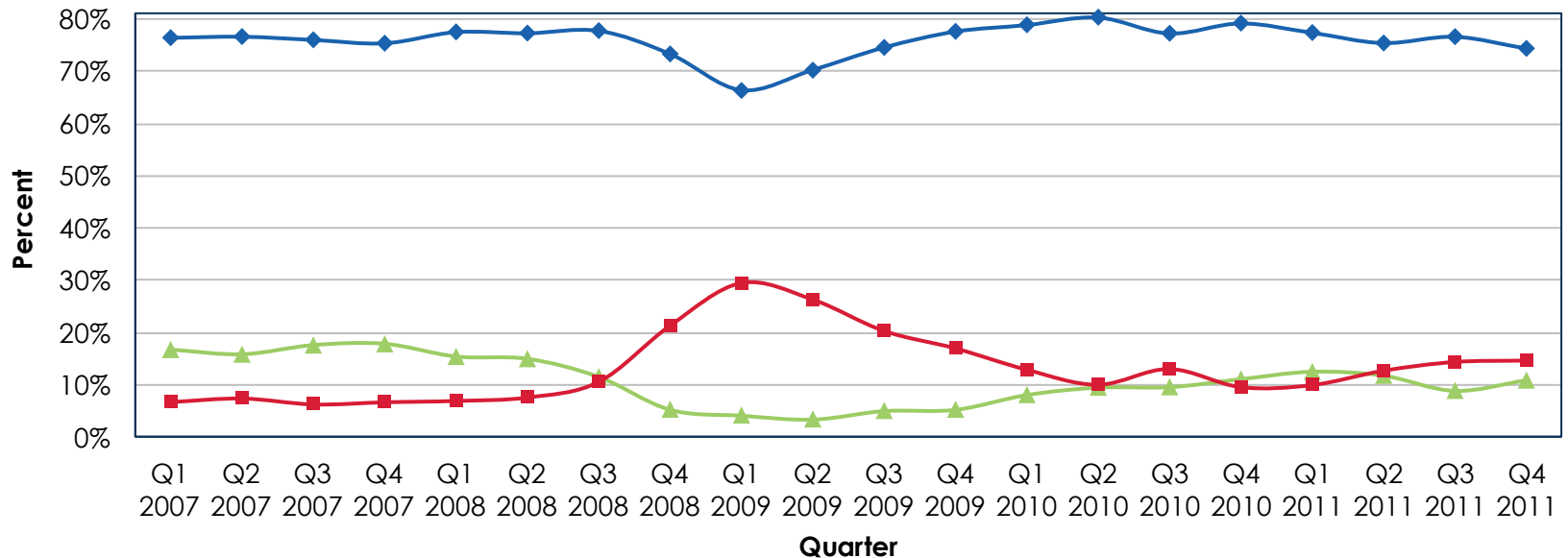
Question: Are you currently employed outside the home, or not?
Base: Respondents in India from January 2007 through December 2011 (n = 21,616)



[Job Availability—India]

The majority of adults in India believe that “jobs are available, but you have to search for them.” Almost no one thinks “jobs are plentiful and easy to find.”

Among Adults Aged 18+ India



—▲— Jobs are plentiful and easy to find —◆— Jobs are available, but you have to search for them —■— Jobs are scarce

Question: Currently, how plentiful are jobs in your area?
Base: Respondents in India from January 2007 through December 2011 (n = 21,616)

[Italy]

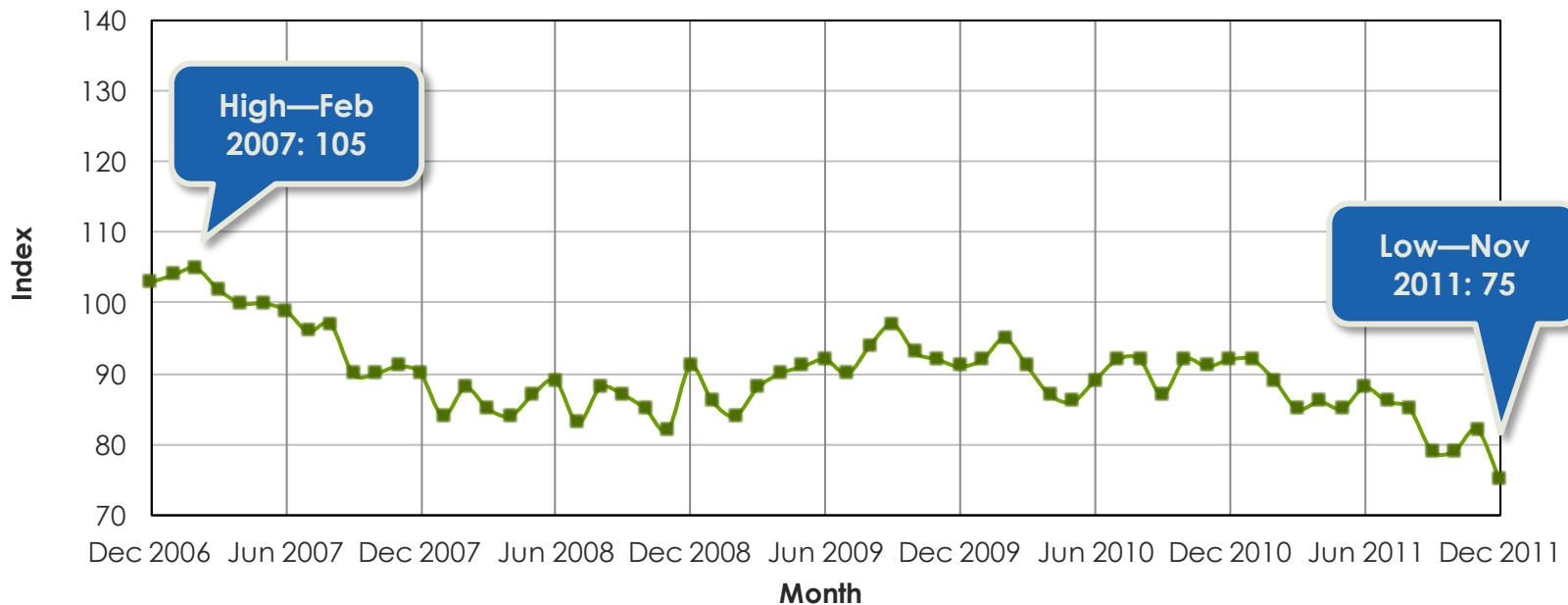




[Economic Index—Italy]

The Italian economy appears to be weakening. The Economic Index has trended downward for the past 30 months. The Index predicts economic struggles in 2012.

Decision Analyst Economic Index Italy

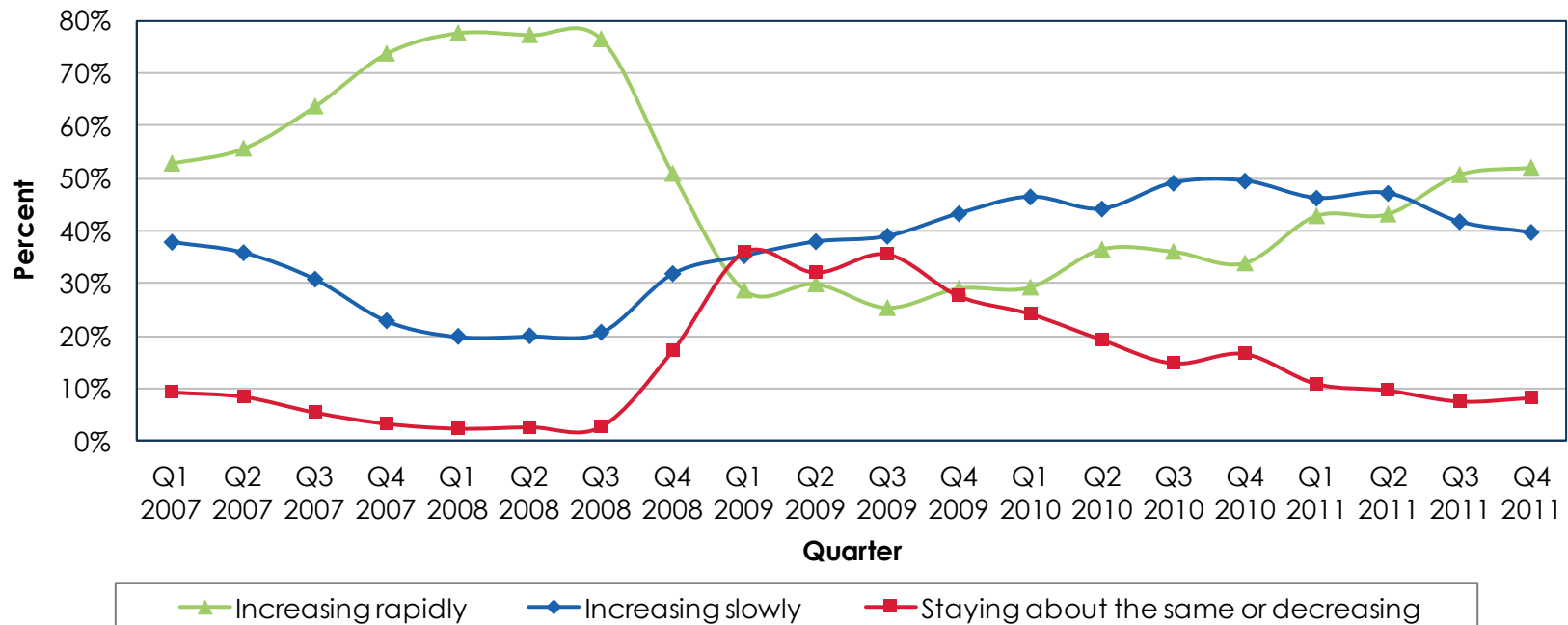




[Inflation Perceptions—Italy]

Even though concerns about inflation in Italy are not as bad as four years ago, the perception of prices “increasing rapidly” has trended higher over the last three years.

Among Adults Aged 18+ Italy



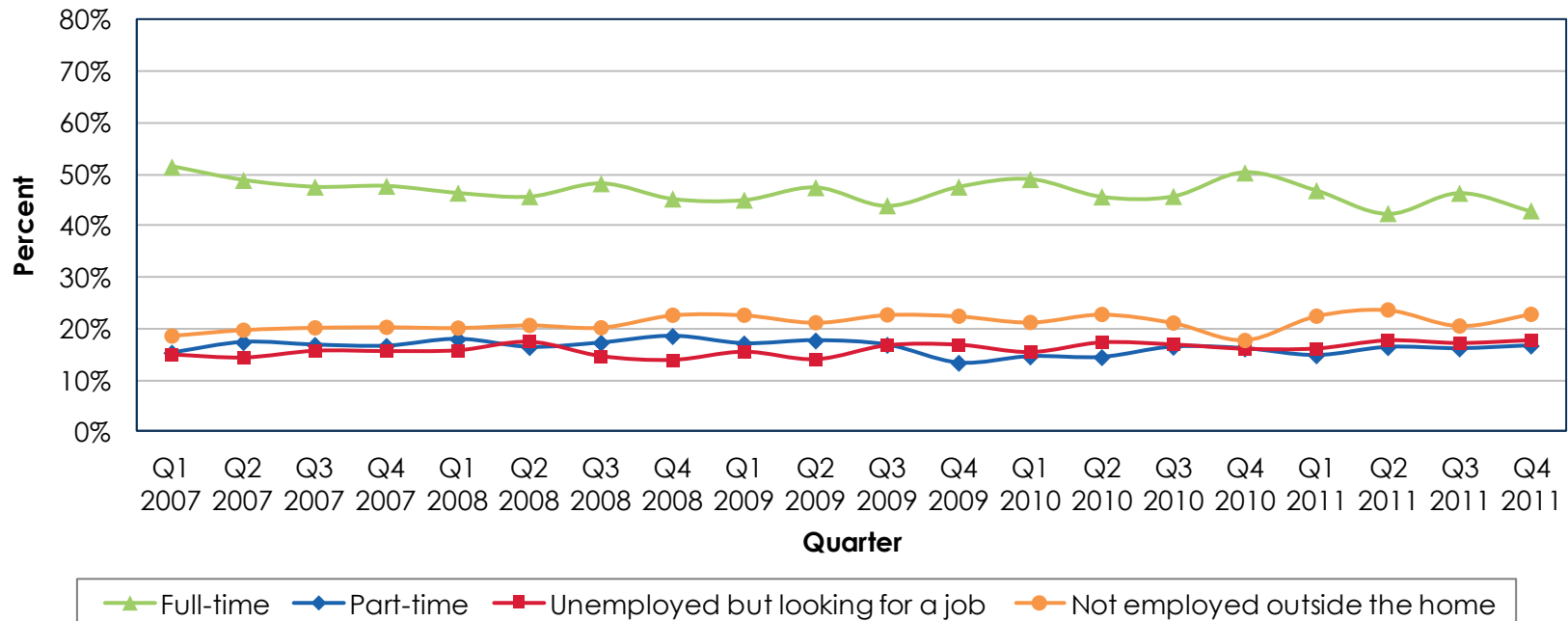
Question: In your opinion, are the prices you pay for goods and services...?
Base: Respondents in Italy from January 2007 through December 2011 (n = 18,091)



[Percentage Employed—Italy]

The percentage of Italian adults who report being employed full-time (32 or more hours per week) has gradually fallen over the past five years. The unemployment rate (over 15%) is one of the highest in Europe.

Among Adults Aged 18+ Italy



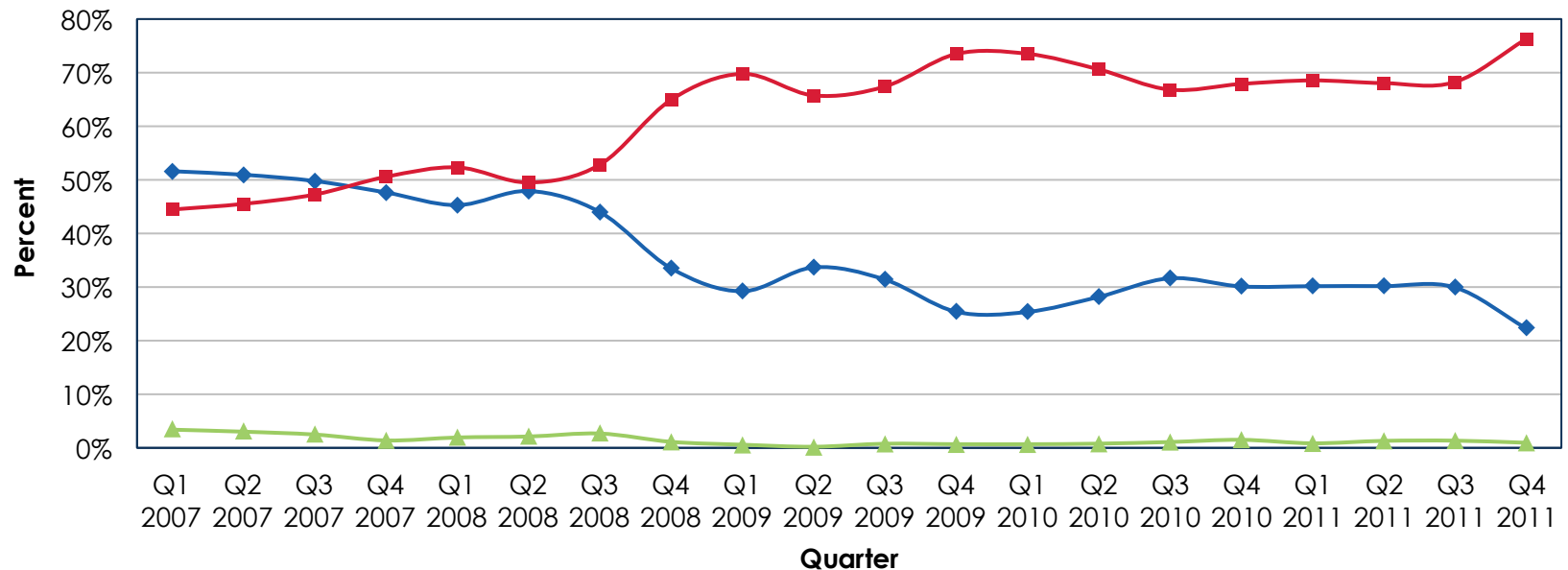
Question: Are you currently employed outside the home, or not?
Base: Respondents in Italy from January 2007 through December 2011 (n = 18,091)



[Job Availability—Italy]

Unemployment and a lack of jobs plague the economy of Italy. Over 70% of adults said “jobs are scarce” at the end of 2011.

Among Adults Aged 18+ Italy



▲ Jobs are plentiful and easy to find
 ◆ Jobs are available, but you have to search for them
 ■ Jobs are scarce

Question: Currently, how plentiful are jobs in your area?
 Base: Respondents in Italy from January 2007 through December 2011 (n = 18,091)

[Mexico]

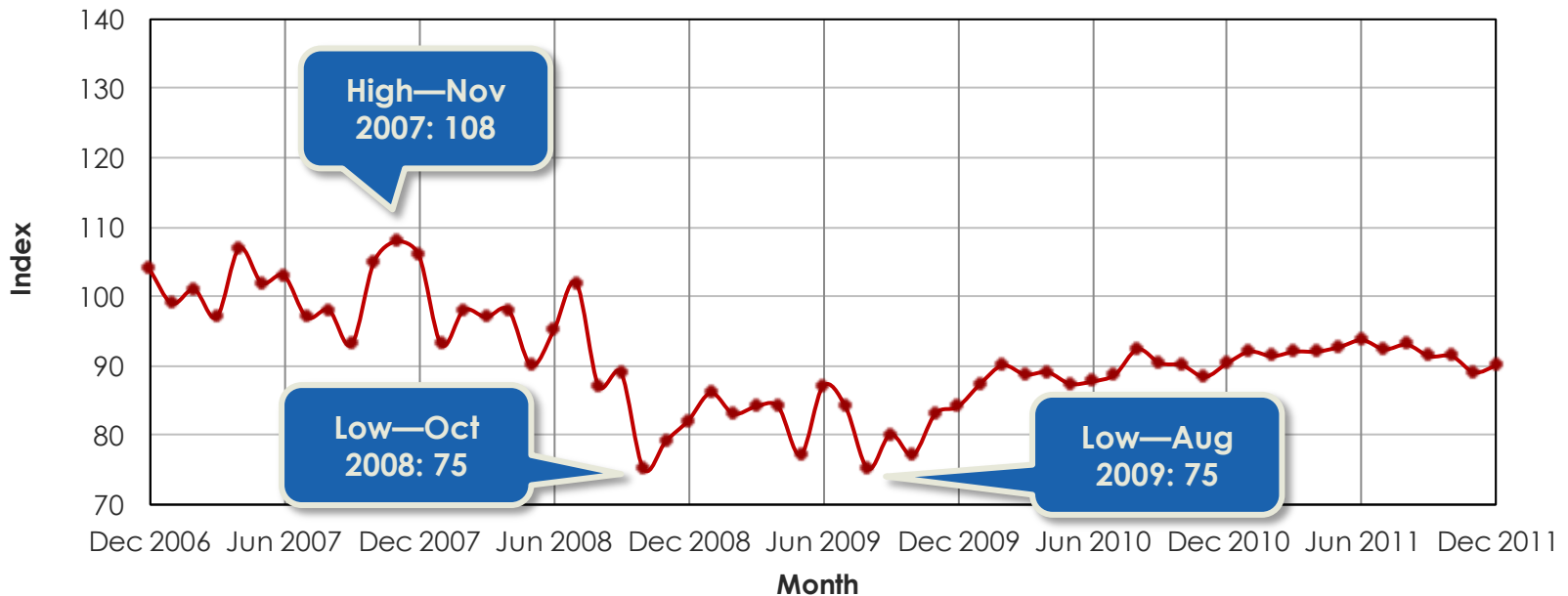




[Economic Index—Mexico]

Despite growing problems related to drug-driven violence, Mexico's economy appears to be closely tracking the U.S. economy. The Economic Index has trended sideways for 18 months, hinting at slow growth in 2012.

Decision Analyst Economic Index Mexico*



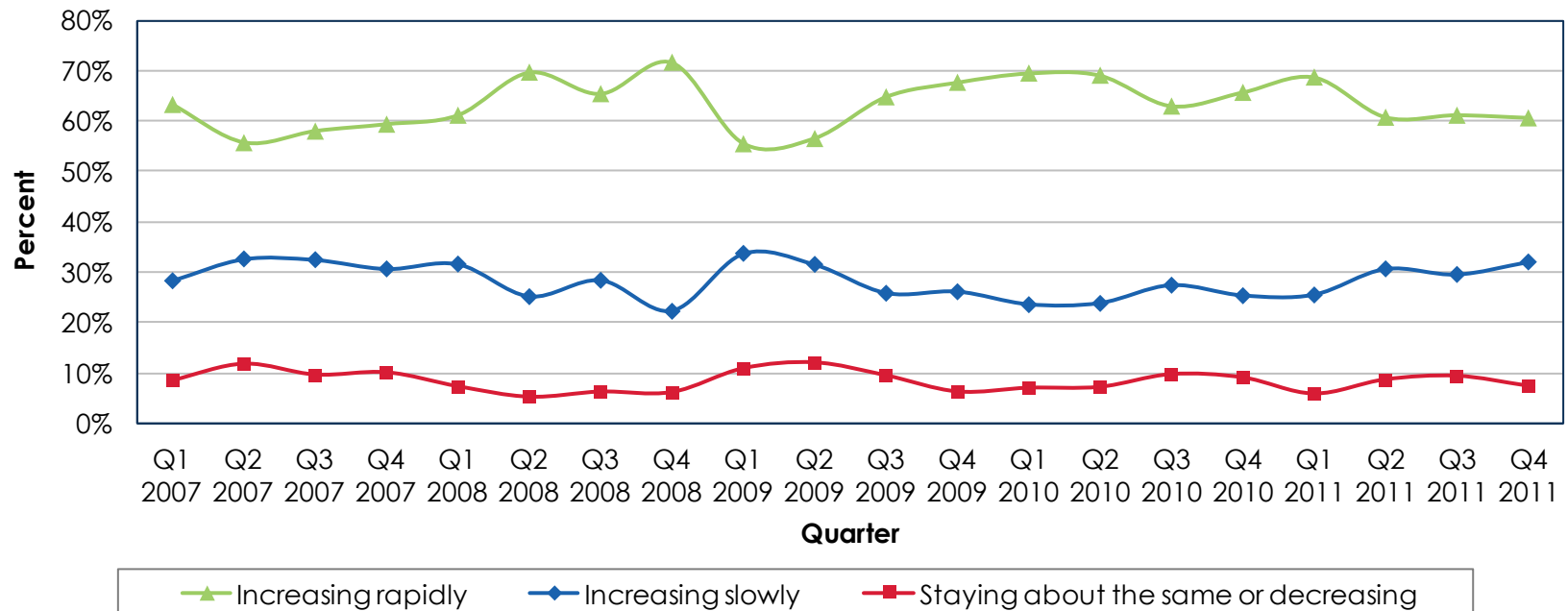
***Three-Month Moving Average** — The Index numbers for Mexico are a three-month moving average to smooth out month-to-month fluctuations. The reported Index number averages the current month with the two previous months.



[Inflation Perceptions—Mexico]

Inflation is a major long-term problem for the Mexican economy. Roughly 60% of adults report prices are “increasing rapidly.”

Among Adults Aged 18+ Mexico



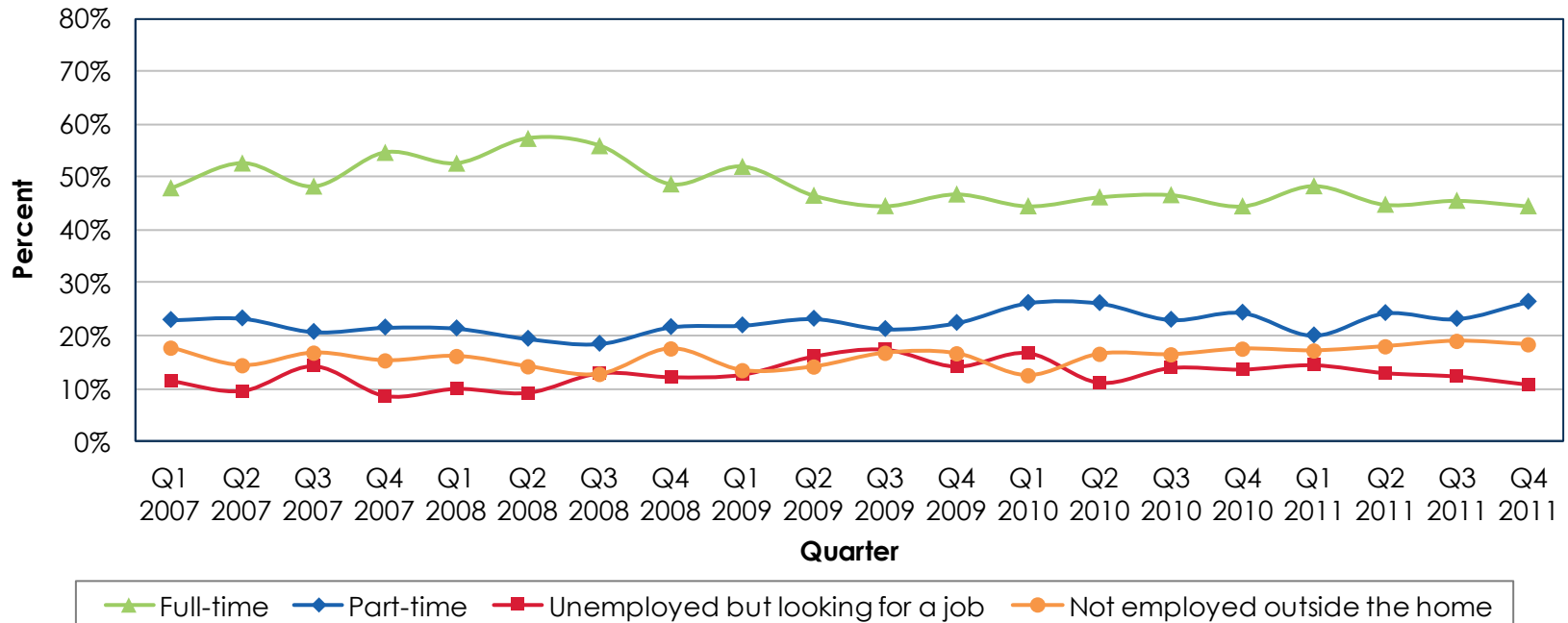
Question: In your opinion, are the prices you pay for goods and services...?
Base: Respondents in Mexico from January 2007 through December 2011 (n = 9,595)



Percentage Employed—Mexico

The percentage of Mexican adults who report being employed full-time (32 or more hours per week) slid from its high point of 57% in the second quarter of 2008 to 45% in the fourth quarter of 2011. Unemployment has remained relatively high, but has trended downward over the past two years. However, the online sample is understating the true extent of unemployment.

Among Adults Aged 18+ Mexico



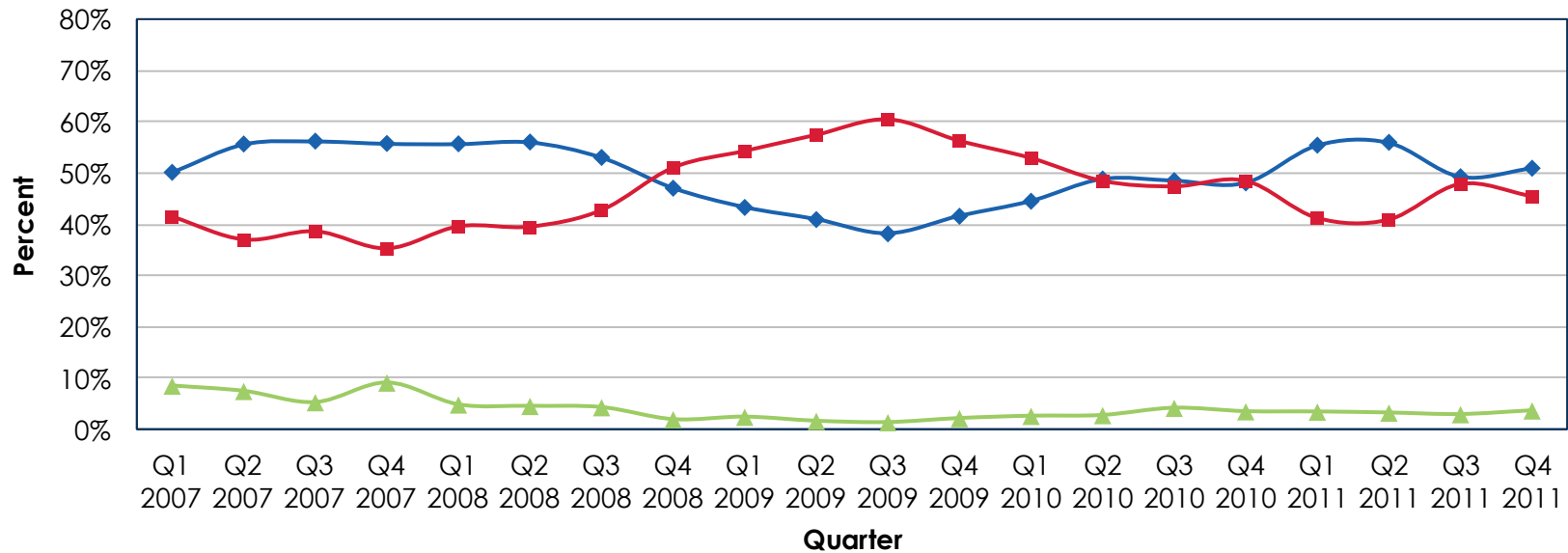
Question: Are you currently employed outside the home, or not?
Base: Respondents in Mexico from January 2007 through December 2011 (n = 9,595)



[Job Availability—Mexico]

The lack of jobs is a long-term structural problem in the Mexican economy. Almost no one thinks “jobs are plentiful and easy to find.”

Among Adults Aged 18+ Mexico



▲ Jobs are plentiful and easy to find ◆ Jobs are available, but you have to search for them ■ Jobs are scarce

Question: Currently, how plentiful are jobs in your area?
Base: Respondents in Mexico from January 2007 through December 2011 (n = 9,595)

[Spain]

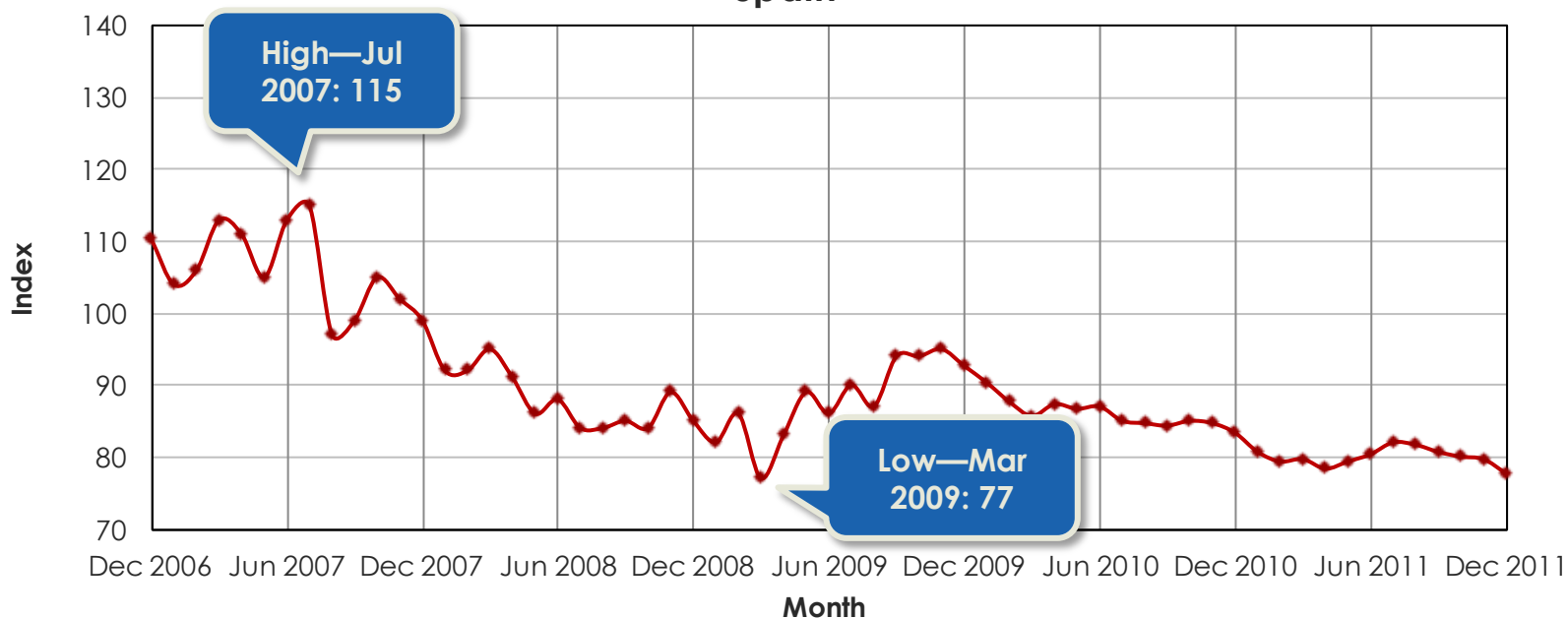




[Economic Index—Spain]

Since the end of 2009, Spain's Index has steadily declined. Spain faces a tough economic road ahead.

Decision Analyst Economic Index Spain*



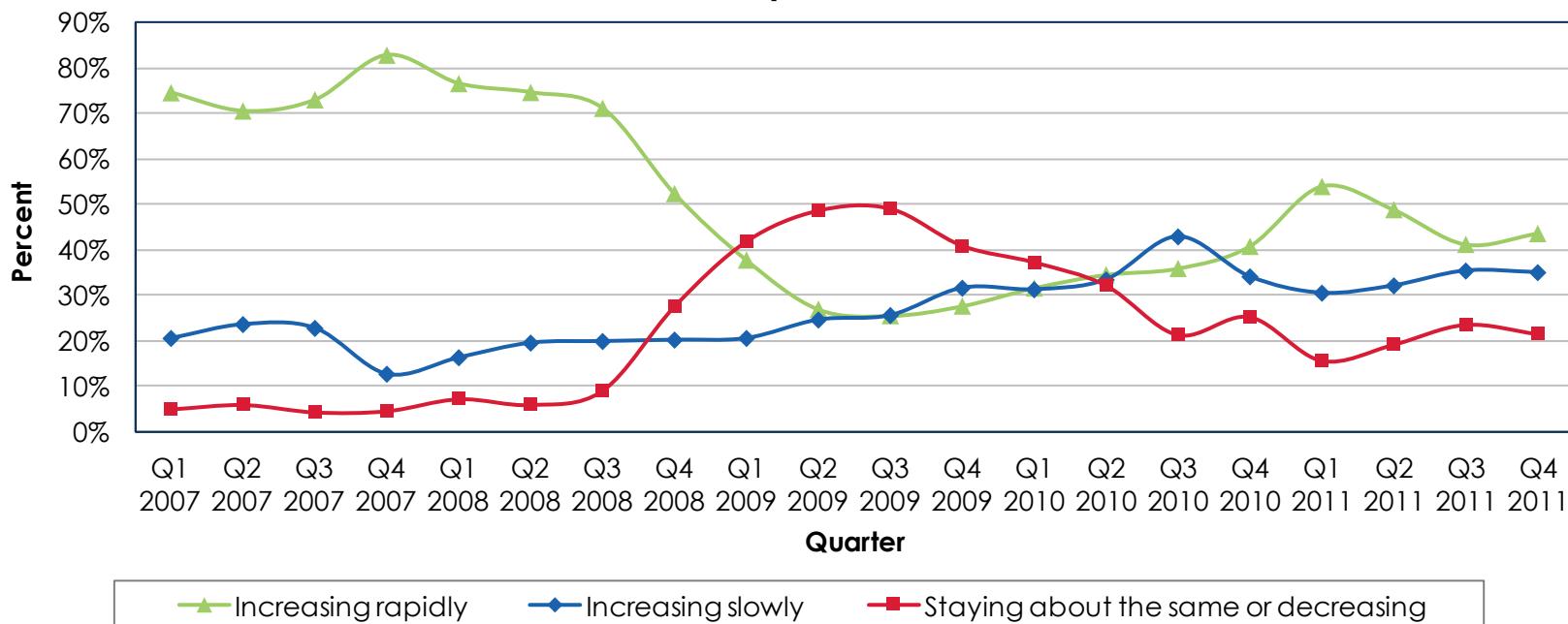
***Three-Month Moving Average** — The Index numbers for Spain are a three-month moving average to smooth out month-to-month fluctuations. The reported Index number averages the current month with the two previous months.



[Inflation Perceptions—Spain]

Inflation problems in Spain have diminished over the past three years, compared to 2007 and 2008. This is probably a result of Spain's economic malaise.

Among Adults Aged 18+ Spain



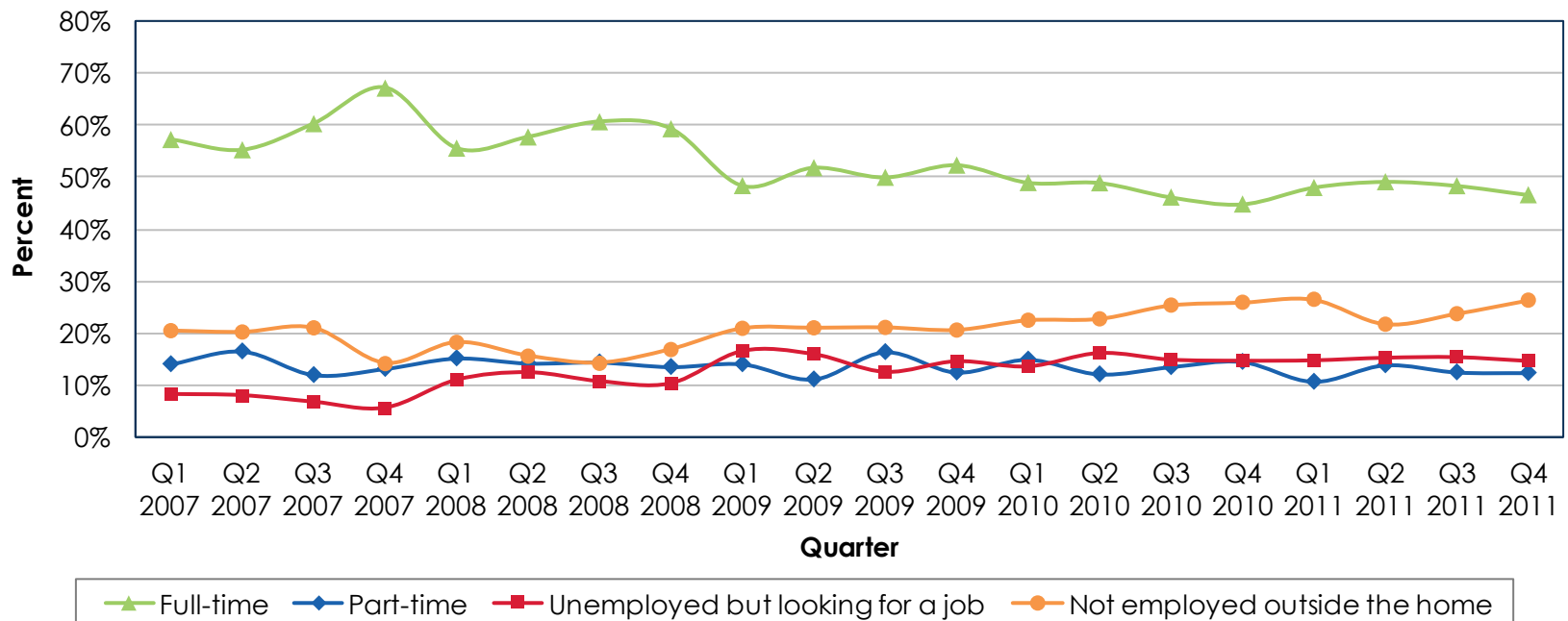
Question: In your opinion, are the prices you pay for goods and services...?
Base: Respondents in Spain from January 2007 through December 2011 (n = 9,443)



[Percentage Employed—Spain]

High and rising unemployment is a major issue for Spain. The true extent of unemployment is understated by online sampling.

Among Adults Aged 18+ Spain



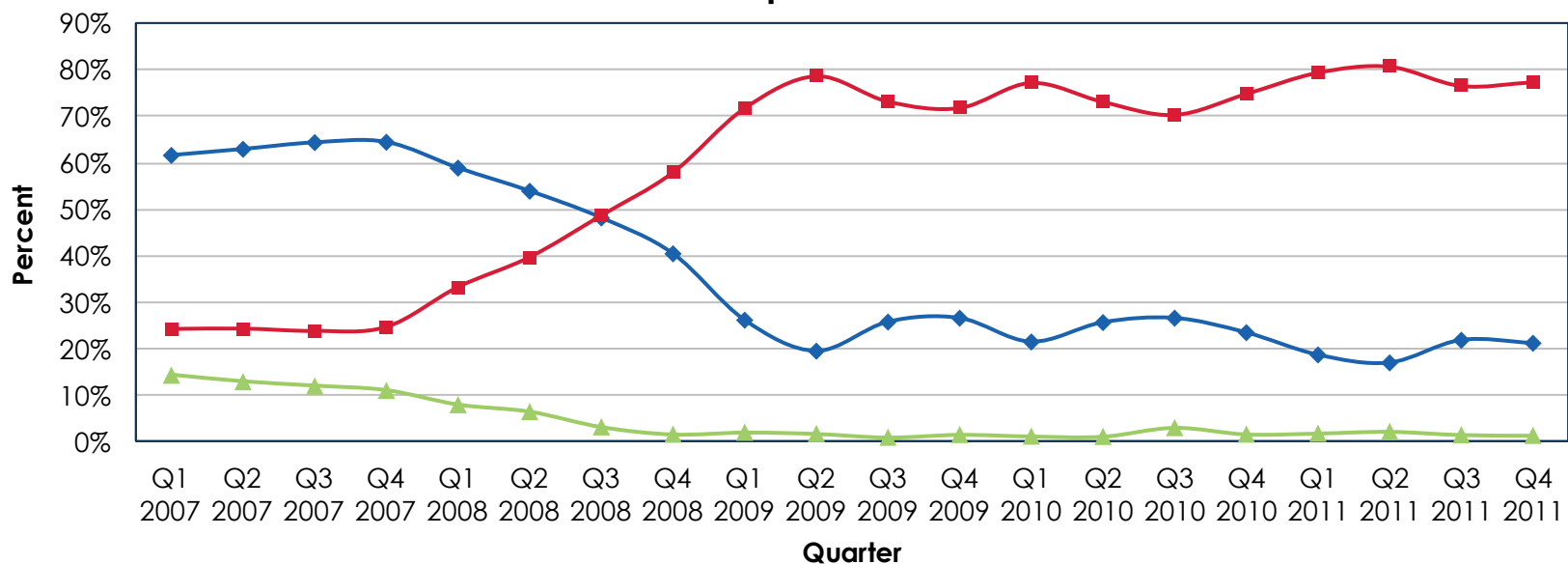
Question: Are you currently employed outside the home, or not?
Base: Respondents in Spain from January 2007 through December 2011 (n = 9,443)



[Job Availability—Spain]

Unemployment and lack of jobs are major problems in Spain. The percentage of adults who say “jobs are scarce” has remained consistently high over the past three years.

Among Adults Aged 18+ Spain



▲ Jobs are plentiful and easy to find
 ◆ Jobs are available, but you have to search for them
 ■ Jobs are scarce

Question: Currently, how plentiful are jobs in your area?
 Base: Respondents in Spain from January 2007 through December 2011 (n = 9,443)

[United Kingdom]

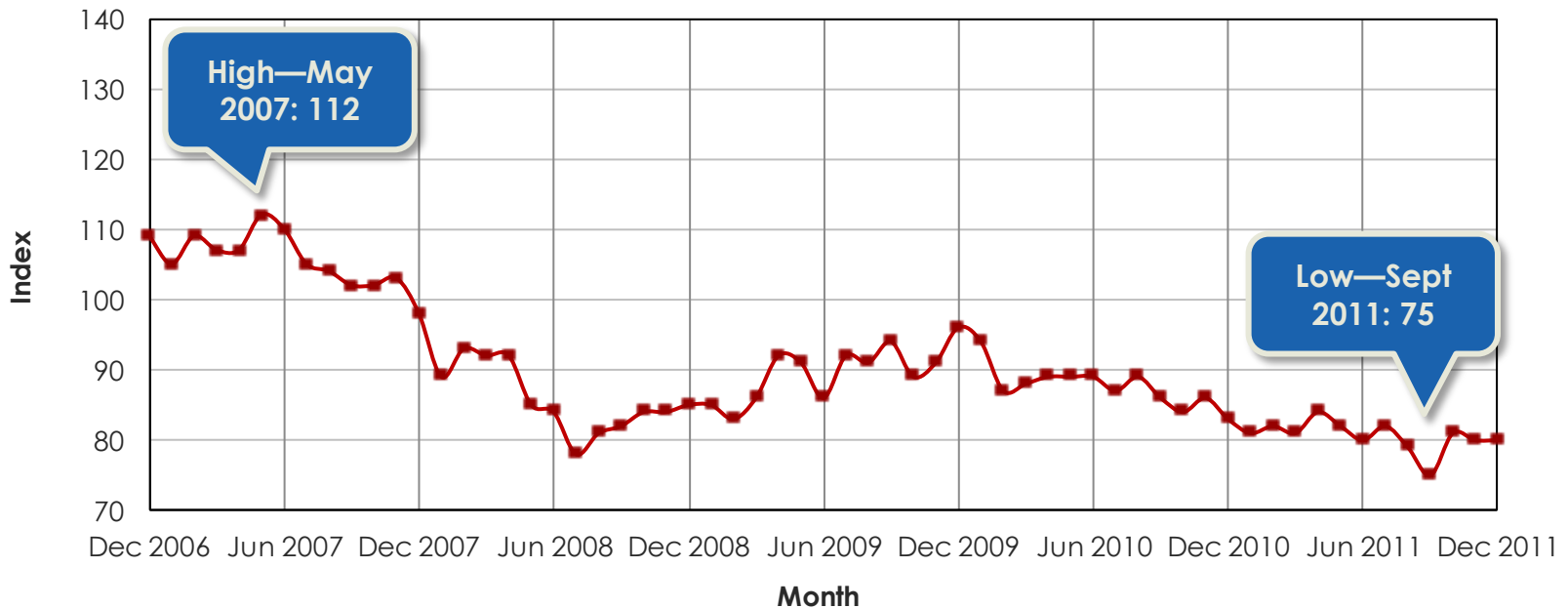




[Economic Index—United Kingdom]

The Economic Index for the UK has fallen significantly over the past two years, signaling more economic stress for the UK in 2012.

Decision Analyst Economic Index United Kingdom

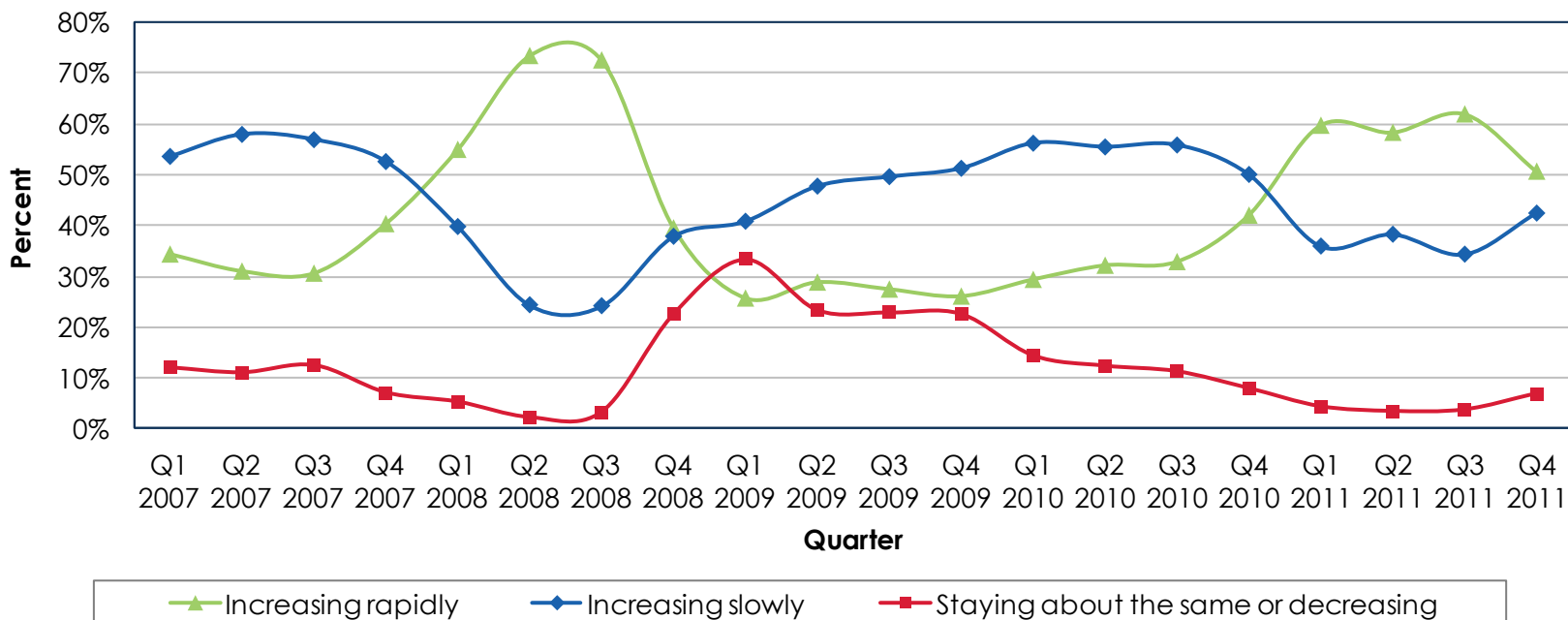




[Inflation Perceptions—United Kingdom]

Inflation seems to be a growing problem in the United Kingdom. About 50% of adults report that prices are “increasing rapidly.”

Among Adults Aged 18+
United Kingdom



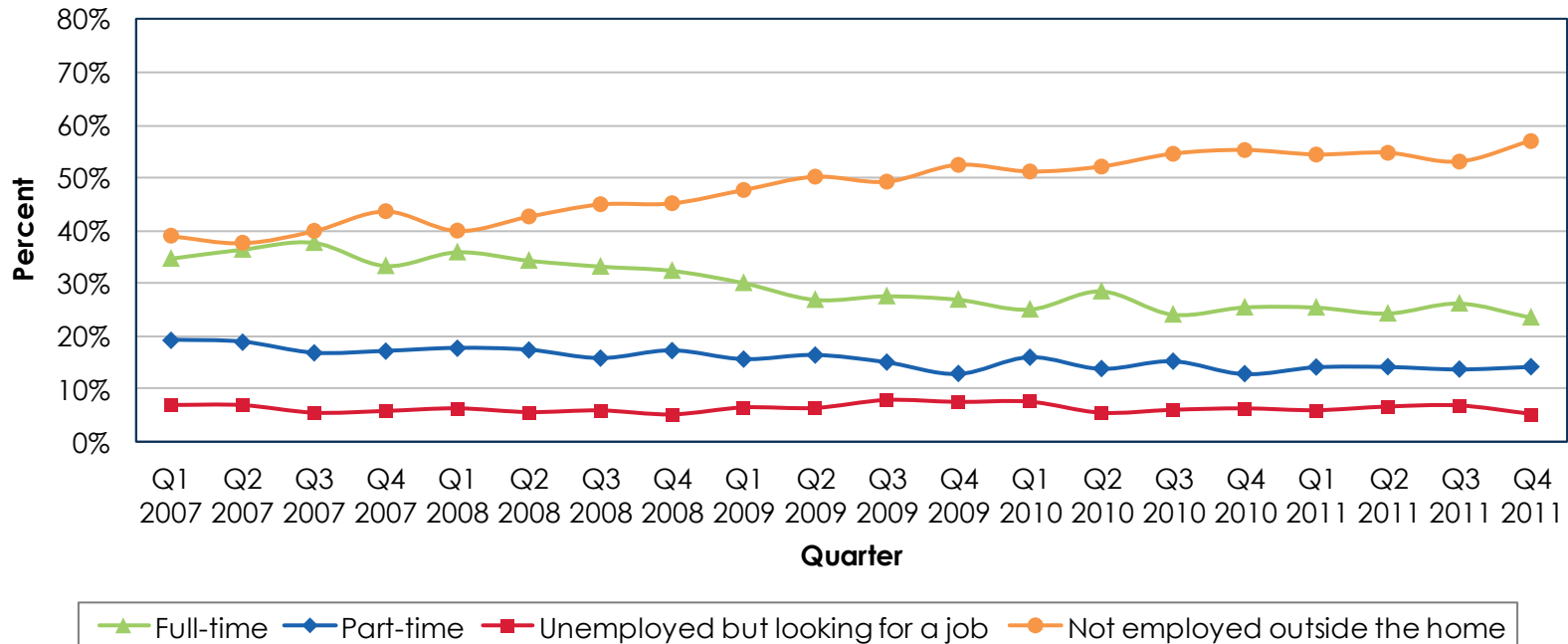
Question: In your opinion, are the prices you pay for goods and services...?
Base: Respondents in the United Kingdom from January 2007 through December 2011 (n = 18,940)



[Percentage Employed—United Kingdom]

The percentage of adults in the UK that are “not employed outside the home” has steadily risen over the past five years. This signals long-term structural problems for the UK economy.

Among Adults Aged 18+ United Kingdom



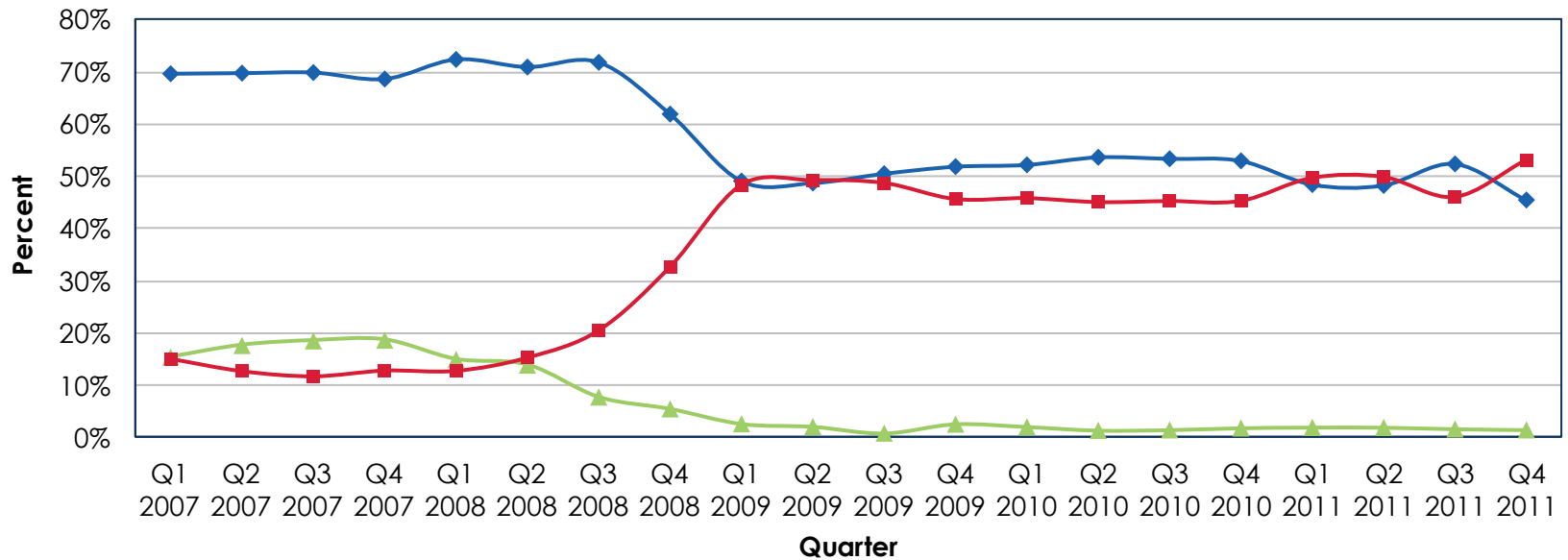
Question: Are you currently employed outside the home, or not?
Base: Respondents in the United Kingdom from January 2007 through December 2011 (n = 18,940)



[Job Availability—United Kingdom]

Very few adults in the UK think that “jobs are plentiful and easy to find.” Unemployment and lack of jobs remain a long-term structural issue for the UK economy.

Among Adults Aged 18+ United Kingdom



▲ Jobs are plentiful and easy to find ◆ Jobs are available, but you have to search for them ■ Jobs are scarce

Question: Currently, how plentiful are jobs in your area?
Base: Respondents in the United Kingdom from January 2007 through December 2011 (n = 18,940)

Jerry W. Thomas

jthomas@decisionanalyst.com

Decision Analyst

604 Avenue H East, Arlington, Texas 76011

817.640.6166 ~ 1.800.ANALYSIS

<http://www.decisionanalyst.com>

